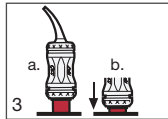




1 Rinse and gently dry.  
DO NOT DESICCATE.



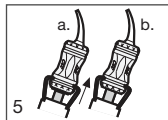
2 Shake to loosen powder.



3 a. Depress plunger.  
b. Hold for 2 sec.



4 Mix for 10 sec. in a  
capsule mixer.



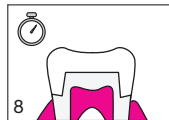
5 a. Insert into a capsule  
applicator.  
b. Click twice  
to prime capsule.



6 Coat the internal surface  
of crown and seat gently.  
Working time is  
2 min. 15 sec.



7 Remove excess when  
material feels rubbery  
while maintaining  
moderate pressure on  
crown.



8 Maintain moderate pressure  
on crown. Finishing can be  
started 4 min. 30 sec. after  
seating the restoration.