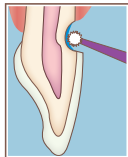
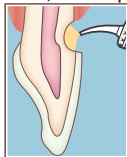


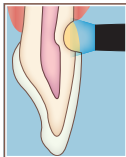
■ Restoration of Class III, V and primary teeth



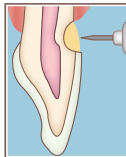
Recommended: Apply
CAVITY CONDITIONER for
10 sec. Rinse and gently dry.
Do not desiccate.



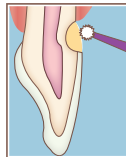
Dispense
GC Fuji II LC™
in increments of
up to 1.8 mm.



Light cure for
20 sec.

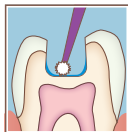


Finish and polish.

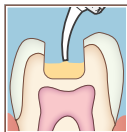


Apply
GC Fuji COAT™ LC,
GC Fuji VARNISH™ or
G-COAT PLUS™ to finished
restoration following
manufacturer's instructions.

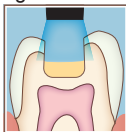
■ Base for Class I and Class II cavities using a sandwich laminate technique.



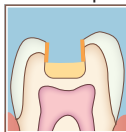
Apply CAVITY
CONDITIONER for
10 sec. to remove the smear
layer. Rinse and gently dry.
Do not desiccate.



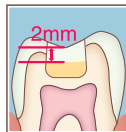
Fill with
GC Fuji II LC™ in
increments of
up to 1.8 mm.



Light cure for
20 sec.



Apply a bonding
agent such as
G-Premio BOND™
following
manufacturer's
instructions.



Fill with a GC
restorative
composite
material.