

GC get connected

Your product and innovation update



2023

TECHNICIANS' WORKFLOW SPECIAL

Solved with GC!



Since 1921
100 years of Quality in Dental

Contents

| | |
|--|----|
| 3. ONE SQIN - paintable colour-and-form ceramic system | 3 |
| 4. GRADIA PLUS - new shades | 10 |
| 5. 20 years Initial | 12 |
| 6. Aadvia Lab Scanner | 14 |

Dear reader,

We are happy you decided to connect with us again!
We have prepared a very special experience for you focusing on providing efficient, solution-oriented treatment workflows. You can catch a glimpse of these workflows, together with dedicated articles and clinical applications to navigate protocols. in this magazine.

Another highlight relates to the 20th anniversary celebration of the GC Initial Ceramic System featuring once again a remarkable milestone within the creation of aesthetic fixed prosthetics through the recent introduction of the innovative ONE SQIN micro-layering system. GC is proud to announce furthermore the introduction of new Initial LiSi Block shades, for the fully crystalized lithium disilicate CAD/CAM Block. The new shades, A3.5 HT, A3.5 LT and Bleach are launched responding directly to customers' request. Considering GC's popular resin veneering composite, GRADIA PLUS, good news was received informing about the family becoming bigger by the addition of 18 new shades!

Digital transformation continues and GC listened to the voice of customers, striving to provide the quality and competence known and appreciated from materials in the same fashion for daily digital workflows.

GC's Digital Solution experts have worked very hard to present unique workflow solutions enhancing and improving your daily work routines adding heightened efficiency and productivity.

I invite you to check out our workflows and treatment solutions, which will bridge frontiers and further connect for success!



Josef Richter

Chief Operating Officer & President
GC Europe AG

A paintable colour-and-form ceramic system for lithium disilicates

Our lithium disilicate solutions - for either pressable or computer-aided manufacturing - render the most optimal physical and aesthetic properties



Initial LiSi Press
Pressable glass ceramic ingots



Initial LiSi Block
CAD/CAM block for chairside solutions

How does it work? You choose... What you paint is what you get!



Bucally reduced (0.3 mm) framework
(Zr or lithium disilicate)



Lustre Pastes ONE
Application & firing
Colour & fluorescence



SQIN
Application & firing
Form, texture & gloss



READY!



Monolithic framework
(Zr or lithium disilicate)



Lustre Pastes ONE
Application & firing
Colour & fluorescence



READY!



The beauty of ONE SQIN...



1



Would you like to maximize your aesthetics... but within a micro-layer?

2



You want one system for your pink and white aesthetics?

3



You want your monolithics to have a natural fluorescence?



Initial IQ ONE SQIN
Paintable colour-and-form
ceramic system

Solved with GC!





MDT Stefan Roozen



Scan or click
to read
the full article



CDT Carsten Fischer



Scan or click
to read
the full article

The color gradient of natural teeth and their intelligent imitation

By MDT Stefan Roozen, Austria

The GC Initial™ IQ ONE SQIN staining and micro-layering concept enables the production of natural-looking restorations with minimal use of veneering materials. Aesthetics and efficiency are combined with the complete system of glazes and micro-layer ceramics.



See MDT Stefan Roozen live @IDS!

Friday 17-03-2023 and Saturday 18-03-2023, 11h30-12h, Speakers' corner
Friday 17-03-2023 and Saturday 18-03-2023, 14h30-15h30, Live demo 1
INSIDE - OUTSIDE! Zirconia solutions

A minimalistic veneering technique as prosthetic success concept

By CDT Carsten Fischer, Germany

"What you see is what you get" – this small sentence describes the great advantage of micro-layering. After all, while dental technology is changing, one thing remains the same: the need for qualitative products and work.



See CDT Carsten Fischer live @IDS!

Tuesday 14-03-2023 and Wednesday 15-03-2023, 13h45-14h15, and
Thursday 16-03-2023 and Friday 17-03-2023, 16h45-17h15, Speakers' corner
**The next level! Micro-Layering als prothetisches Erfolgskonzept im
zahntechnischen Alltag (Lecture in German)**
Thursday 16-03-2023 and Friday 17-03-2023, 13h-14h, Live demo 1
LESS IS MORE! Monolithic painting & micro-layering solutions

The practicality of ONE SQIN...

1



Initial IQ Lustre Pastes ONE also serve as connection firing.

2



Create form and fine texture in the wet stage. No changes after firing.

3



Self-glazing properties. Get a beautiful glazed finish in a single firing.



Initial IQ ONE SQIN
Paintable colour-and-form
ceramic system

Solved with GC!





MDT Patric Freudenthal



Scan or click to read
the full article

Maximal aesthetics within a micro-layer! A new, efficient concept for monolithic workpieces

By MDT Patric Freudenthal, Sweden

The GC Initial™ IQ ONE SQIN staining and microlayering concept enables the production of natural-looking restorations with minimal use of veneering materials.

Aesthetics and efficiency are combined with the complete system of glazes and micro-layer ceramics.

See MDT Patric Freudenthal live @IDS!

Wednesday 15-03-2023, 12h15-12h45 and Thursday 16-03-2023, 10h45-11h15,
Speakers' corner

Wednesday 15-03-2023, 15h-16h and Thursday 16-03-2023, 16h30-17h30,
Live demo 2

INSIDE - OUTSIDE! Zirconia solutions



Scan or click
to read
the full interview

Excellent aesthetics with a significant time gain

Interview with MDT Michael Brusch, RDT Mark Bladen,
MDT Leonardo Cavallo, CDT Carsten Fischer, MDT Patric
Freudenthal, MDT Joaquin García Arranz, CDT Diederik Hellingh
and MDT Stefan Roozen

The GC Initial™ IQ ONE SQIN staining and microlayering concept enables the production of natural-looking restorations with minimal use of veneering materials.

See RDT Mark Bladen live @IDS!

Wednesday 15-03-2023, 16-17h, Live demo 1

Thursday 16-03-2023, 12-13h, Live demo 2

LESS IS MORE! Monolithic painting & micro-layering solutions

... and don't forget to check the other schedules!

The versatility of ONE SQIN...

1



Would you like to have one system for all your monolithic restorations?

2



Looking for one system for anterior and posterior while maintaining efficiency?

3



You like to add an extra touch from time to time, and are looking for a system that 'has it all'?



Initial IQ ONE SQIN
Paintable colour-and-form
ceramic system

Solved with GC!





DT Jędrej Komoda



Scan or click
to read
the full article



DT Maximiliano



Scan or click to read
the full article

From perfect design to an optimal aesthetic result: 'SQINNED' restorations.

By DT Jędrej Komoda, Poland

In my daily work as a dental technician, I have always dealt with the framework preparation for all ceramic works. Each design begins with the perfect modelling of the full anatomy of the restored teeth, similar to the wax-up for full acrylic dentures. Alignment in the dental arch, occlusal contacts, contact points, emergence profile, proportions...



See DT Jędrej Komoda live @IDS!

Thursday 16-03-2023, 10h-11h, Live demo 1

LESS IS MORE! Monolithic painting & micro-layering solutions

Aesthetics and time reduction: a win-win scenario

by DT Maximiliano Paterlini, Spain

It has been said that layering is how you achieve the most aesthetic result – a true statement thus far. However, with the new Initial IQ Lustre Pastes ONE and SQIN ceramics, we can mimic nature in less time and follow a steady protocol with absolute control, all within a vestibular reduction of no more than 0.2-0.6 mm. Applicable on both zirconia and lithium disilicate, they can also be used in conjunction with Initial Spectrum Stains. Combined, they form a very powerful ceramic concept for both white and pink aesthetics, known as Initial IQ ONE SQIN.



See DT Maxi Paterlini live @IDS!

Wednesday 15-03-2023, 10h-11h, Live demo 1

LESS IS MORE! Monolithic painting & micro-layering solutions

The family just got bigger

GRADIA PLUS' NEW SHADES



GRADIA



Heavy Body | 8 additional shades

| | | | | | | | |
|--------|--------|--------|--------|--------|--------|--------|--------|
| HB-DA4 | HB-DB2 | HB-DB4 | HB-DC1 | HB-DC2 | HB-DC4 | HB-DD3 | HB-DD4 |
|--------|--------|--------|--------|--------|--------|--------|--------|

Light Body | 10 additional shades (8 dentines - 2 enamels)

| | | | | | | | | | |
|--------|--------|--------|----------|--------|--------|--------|--------|-------|-------|
| LB-DA1 | LB-DA2 | LB-DA3 | LB-DA3.5 | LB-DB1 | LB-DB3 | LB-DC2 | LB-DD3 | LB-EL | LB-ED |
|--------|--------|--------|----------|--------|--------|--------|--------|-------|-------|



CDT Jonas Spaen-



MDT Lisa Johnson



MDT Roeland De



MDT Marijo Rezo



Scan or click to read
the full interview

The composite injection technique with GRADIA PLUS

Interview with MDT Lisa Johnson, United Kingdom;
MDT Marijo Rezo, Croatia; CDT Jonas Spaenhoven, Belgium;
MDT Roeland De Paepe, Belgium

Using the proper composite, the injection technique is a very convenient approach to get a convincing, aesthetic result with minimum effort. We spoke with four dental technicians about their experiences with GRADIA PLUS in using this technique.

See MDT Lisa Johnson live @IDS!

Friday 17-03-2023, 16h30-17h30, Live demo 2

Saturday 18-03-2023, 12h-13h, Live demo 2

KEEP IT SIMPLE! Composite injection solution

See MDT Marijo Rezo live @IDS!

Wednesday 15-03-2023, 12h-13h, Live demo 2

KEEP IT SIMPLE! Composite injection solution





Happy birthday, Initial!

Twenty years of innovation and creativity






MDT Vincenzo



Scan or click
to read
the full article



CDT Fotis Megas



Scan or click
to read
the full article

A new solution to compensate firing shrinkage with translucent shades

by MDT Vincenzo Mutone, Italy

Nearly all ceramic restorations that we see in our laboratory, whether they are crowns, bridges or long-span restorations, and regardless of the manufacturing technique undergo some volume shrinkage during the sintering process. The larger the restoration, the more severe the shrinkage effect, but all are affected, including individual crowns.



See MDT Vincenzo Mutone live @IDS!

Friday 17-03-2023, 15h-16h, Live demo 2

MIX AND BOOST YOUR CLASSICS! Biomimetic aesthetic solutions

Reproduction of dentin color using Initial Spectrum Stains

by CDT Fotis Megas, Greece

Stains can mimic vitality and pigmentation and help us to characterize the core in order to immediately obtain the shade and light refraction of natural dentin. The use of lithium disilicate material enables the dental technician to create restorations with minimal thickness, good strength and ensuring a natural appearance.



See CDT Fotis Megas live @IDS!

Thursday 16-03-2023, 16h-17h, Live demo 1

PRESS FOR SUCCESS! Pressable ceramic solutions

Looking for a unique and exciting scan experience?

GC offers the world first AI based patented gesture controlled dental Lab scanner! The **Aadva Lab scanner 3** offers a completely new user experience not only exciting but also efficient thanks to its **patented projection technology**.



Patented projection technology

- Exciting and unique user experience
- Scan instructions projected on the objects



AI based Z-axis positioning

The system plate positions itself automatically based on the element to be scanned without handling.



Safety Speed and quality

- Blue light safety Optical Radiation class 0 *
- 4 μ accuracy according to ISO12836
- 12 s full arch scan

* Source: Prall C, Friemel J. Dental 3D Scanner - A risk factor? J Osseointegr 2021;13(4):S289-S292.



RDT Stephen Lusty



Scan or click
to read
the full interview



MDT Ralf Dahl



Scan or click
to read
the full article

Evolutions in imaging with hybrid scanning

Interview with RDT Stephen Lusty, United Kingdom



See RDT Stephen Lusty live @IDS!

Wednesday 15-03-2023, 14h30, Live demo 1

PRESS FOR SUCCESS! Pressable ceramic solutions

Ceramics and digital solutions from a single source: where manual and automated techniques go hand in hand

by MDT Ralf Dahl, Germany

"Is an industrial revolution awaiting us in dental technology?" The author of the article addresses this question and comes to the conclusion that great digital technologies are helpful, but do not replace many of the manual skills of the dental technician. Rather, both go hand in hand. By means of a patient case, he presents the possibilities that result from the interplay of digital technologies, modern materials and dental skills.



See MDT Ralf Dahl live @IDS!

Friday 17-03-2023, 13h-13h30 and Saturday 18-03-2023, 14h30-15h,
Speakers' corner

LiSi ganz EaSy! Alles zum Thema Vollkeramik (lecture in German)

Friday 17-03-2023, 16h-17h, Live demo 1

Saturday 18-03-2023, 13h-14h, Live demo 1

PRESS FOR SUCCESS! Pressable ceramic solutions

OPTIGLAZE color

Light-curing painting solutions

Everything looks better in colour



MDT Frederic



Scan or click
to read
the full article

Don't paint but seal: maintaining the surface and individualizing the colour

by MDT Frederic Reimann, Germany

In the following I would like to share my experience in dealing with GC OPTIGLAZE color with you. The success of OPTIGLAZE color depends heavily on the application and the preparation of the surface. When used correctly, this material is a perfect addition in the laboratory or in the practice to individualize and refine your restorations.



See MDT Frederic Reimann live @IDS!

Saturday 18-03-2023, 10h30-11h30, Live demo 2


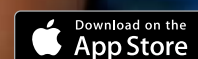
BRING YOUR DIGITALS TO LIFE! Hybrid light-curing solutions

All the tools you need within hand's reach



GET CONNECTED
SMILE
PROGRAM

Learn. Share. Earn.





Notes



Notes

GC EUROPE

GC EUROPE N.V.

Head Office
Researchpark
Haasrode-Leuven 1240
Interleuvenlaan 33
B-3001 Leuven
Tel. +32.16.74.10.00
Fax. +32.16.40.48.32
info.gce@gc.dental
www.gc.dental/europe

GC AUSTRIA GmbH

Swiss Office
Zürichstrasse 31
CH-6004 Luzern
Tel. +41.41.520.01.78
Fax. +41.41.520.01.77
info.switzerland@gc.dental

GC AUSTRIA GmbH

Tallak 124
A-8103 Gratwein-Strassengel
Tel. +43.3124.54020
Fax. +43.3124.54020.40
info.austria@gc.dental

GC Europe NV**Benelux Sales Department**

Researchpark
Haasrode-Leuven 1240
Interleuvenlaan 33
B-3001 Leuven
Tel. +32.16 74.18.60
info.benelux@gc.dental

GC EUROPE N.V.

East European Office
Siget 19B
HR-10020 Zagreb
Tel. +385.1.46.78.474
Fax. +385.1.46.78.473
info.eeo@gc.dental

GC FRANCE s.a.s.

8 rue Benjamin Franklin
94370 Sucy en Brie Cedex
Tél. +33.1.49.80.37.91
Fax. +33.1.45.76.32.68
info.france@gc.dental

GC Germany GmbH

Seifgrundstraße 2
D-61348 Bad Homburg
Tel. +49.61.72.99.59.60
Fax. +49.61.72.99.59.66.6
info.germany@gc.dental

GC IBÉRICA

Dental Products, S.L.
Edificio Codesa 2
Playa de las Américas 2, 1º, Of. 4
ES-28290 Las Rozas, Madrid
Tel. +34.916.364.340
Fax. +34.916.364.341
comercial.spain@gc.dental

GC ITALIA S.r.l.

Via Calabria 1
I-20098 San Giuliano
Milanese
Tel. +39.02.98.28.20.68
Fax. +39.02.98.28.21.00
info.italy@gc.dental

GC NORDIC AB

Finnish Branch
Lemminkäisenkatu 46
FIN-20520 Turku
Tel. +358.40.900.07.57
info.finland@gc.dental

GC NORDIC AB

Strandvägen 54
S-193 30 Sigtuna
Tel: +46 768 54 43 50
info.nordic@gc.dental

GC Nordic Danish Branch

Scandinavian Trade Building
Gydevang 34-41
DK-3450 Allerød
Tel. +45 51 15 03 82
info.denmark@gc.dental

GC Europe N.V.

Türkiye İrtibat Ofisi
Caferağa Mah.
Albay Faik Sözdener Cad.
İffet Gülhan İş Merkezi No:9 D:4
TR-34710 Kadıköy / İstanbul
Tel. +9002165040601
info.turkey@gc.dental

GC UNITED KINGDOM Ltd.

Coopers Court
Newport Pagnell
UK-Bucks. MK16 8JS
Tel. +44.1908.218.999
Fax. +44.1908.218.900
info.uk@gc.dental

