

Intuitive Digital Workflows for Your Daily Challenges



The Aadv
Intraoral
Scanning Solutions
from GC
based on AI Technology

GC

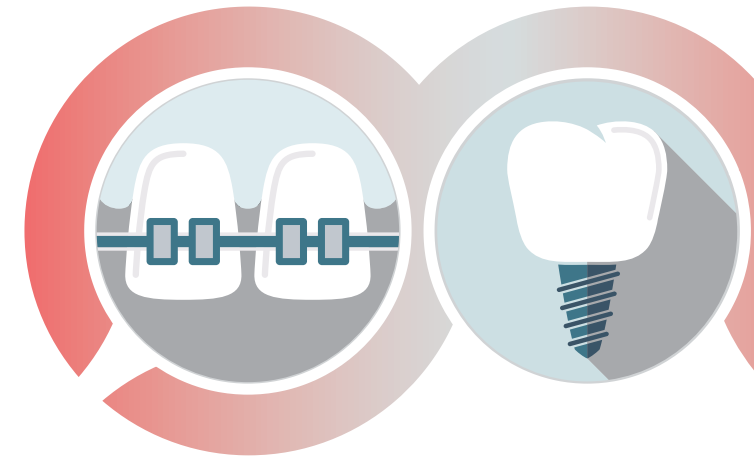
Modular digital solutions **customised for your practice**



IOS 100 P

IOS 100

IOS 200



Ortho module

Implant module



Select your scanner

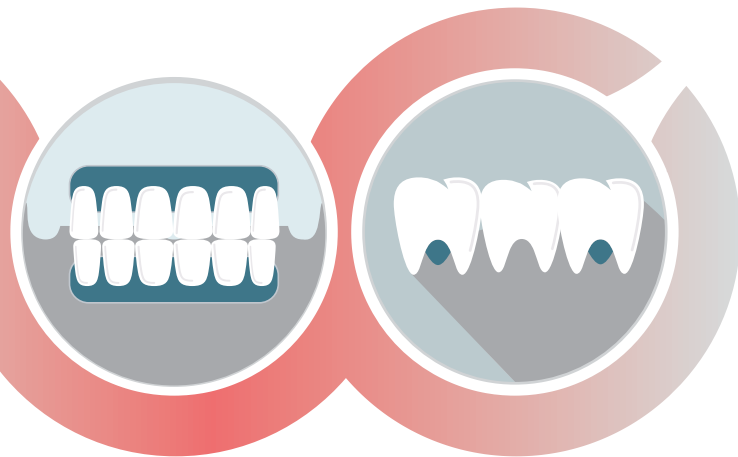
GC offers you a range of intraoral scanners



Select your workflow


GC offers you modular, intuitive, case-management solutions

Make your selections



Extraoral module

Prosth module



Aadva Xchange

Trainings

Support



Select your services

GC offers you a comprehensive range of services

on the next pages →

A range of intraoral scanners based on AI technology

IOS 100 Portable



Portable

IOS 100 P is a compact system - only a handpiece, cradle and laptop

Anti-fog heating

Easily maintained scans are provided by the anti-fogging function in the cradle and the powder-free and spray-free technology

Light handpiece

IOS 100P has impressively small and light handpiece



19" touch screen

Easy file transfer

USB, SD card, local network and via Aadv Xchange

Flexible monitor positioning

Flexible arm, round and smooth surfaces, easily movable between rooms

IOS 200 Next Generation Intraoral Scanner



No calibration needed

Trouble-free and reliable results every time you scan

Magnetic cradle

Offers you ease of use and handling of the device

Visual and Haptic Feedback

Gain full control of your scanning procedure

Full colour scan

The AI based technology supports smooth scanning by eliminating soft tissue. The real colour data helps to identify margin lines

Anti-fog functionality

The built-in heating function helps to avoid fogging without preheating

Open system

The open STL scan files provide full compatibility with third party hardware and software

Autoclavable Tips

Clean tips up to 250 times. Helps prevent cross-contamination and enhances patient safety

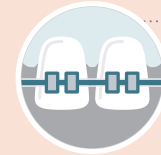
Modular, intuitive, **case-management solutions**

General scanning features

- AI Technology detects the soft and moving tissues to guarantee a smooth scanning
 - Scan, pause, check and rescan anytime you want
 - Impression management system
 - Automatic bite alignment
- Multiple Data transfer options
 - USB, Aadva Xchange, local network
 - Open STL and/or PLY files
 - Automated import of files to Exocad
- Simple and intuitive user interface



Ortho Module



- Customised workflow for your ortho case follow up
- Dedicated PDF file creator
- Possibility to record both central relation (CR) centric occlusion (CO) bites
- Integrated ortho model maker for easy 3D printing
- Integrated third party communication possibilities (VDDS)

Implant Module



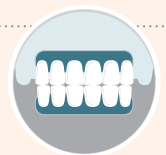
- Customised workflow for your implant restorations
- Multiple implant scans
- Simple and intuitive complete implant case follow up

Prostho Module



- Customised workflow for your crown and bridge work
- Auto-margin line for your preparations
- Single implant scan
- Simple order sheet

Extraoral Module



- Customised workflow to suit the lab work
- Easy and accurate impression scanning
- Record multiple bite scans



Aadva Xchange

All-in-one approach for digital case-management. The cloud-based platform supports communication with the GC production and service teams as well as with registered external dental labs.



Trainings

We educate and empower dentists and dental lab technicians with innovative solutions in digital dentistry.



Support

GC Europe's customer support for its digital dental technology is at industry-leading level.



LinkedIn



YouTube



GC EUROPE N.V.

Head Office
Researchpark
Haasrode-Leuven 1240
Interleuvenlaan 33
B-3001 Leuven
Tel. +32.16.74.10.00
Fax. +32.16.40.48.32
info.gce@gc.dental
www.gceurope.com

GC UNITED KINGDOM Ltd.

Coopers Court
Newport Pagnell
UK-Bucks. MK16 8JS
Tel. +44.1908.218.999
Fax. +44.1908.218.900
info.uk@gc.dental
uk.gceurope.com