# Smart Solutions from GC

for all your Clinical Challenges

## The Art of Restorative Treatment

# How to choose the optimal restorative material?

Today more than ever, many types of restorative materials are available on the market and it becomes more and more challenging to determine which one is the most appropriate to use in each clinical situation.

What are the **most important characteristics** of a restorative material?

**Strength?** / **Aesthetics?** / **Speed?** / **Biocompatibility?** / **...**

What are the **key patient & case-related factors** to take into consideration?

**Isolation?** / **Patient compliance?** / **Carious risk?** / **Aesthetic demand?** / **...**

## How to **reach the top** of **clinical success**?

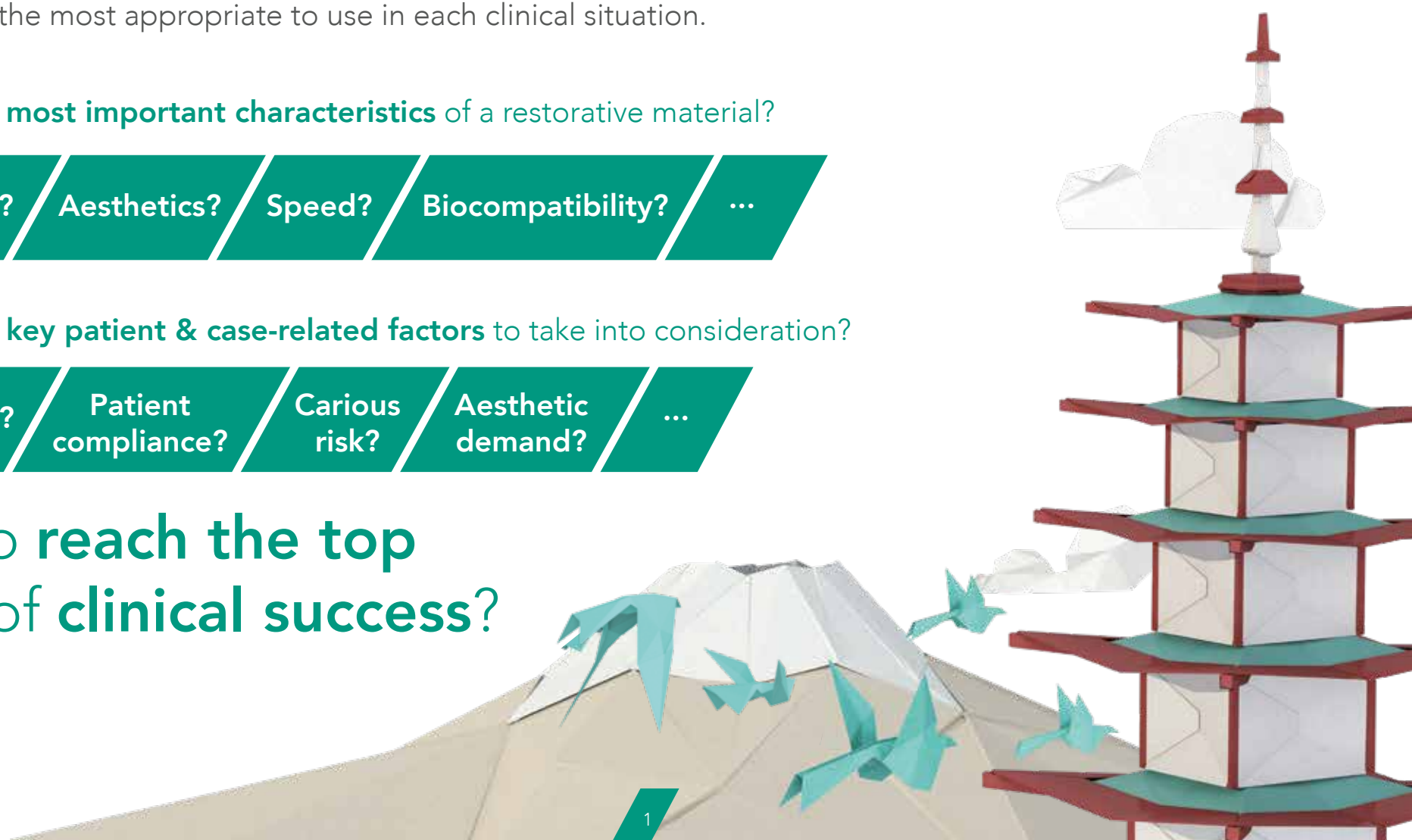

# Discover GC's innovative solutions for all your restorative challenges

Since its foundation, GC has always had a strong focus on the development of **innovative restorative materials** to fit each clinical situation.

Almost a hundred years down the line, GC is proud to display a full portfolio of restorative products and to be able to guide you through...

## GC Smart Solutions for all your clinical challenges.

# Which **restorative material**...

High caries risk?

Less cooperative patients?

Temporisation solution needed?

No perfect isolation possible?

Moderate aesthetic demand or affordable solution needed?

Choose a **Glass Ionomer**

Choose a **Glass**

Courtesy of Dr Hervé Tassery, France (1), Dr Jamie Lucas, Australia (2), Dr Patrick Rouas, France (3), Dr Raimond van Duinen, The Netherlands (4) & Dr Stanisław Lassociński, Poland (5)

# ...for which **clinical situation**?

Long-term solution needed?

Good isolation possible?

High aesthetic demand?

High strength required?

## Hybrid

## Choose a **Composite**

Courtesy of Prof Ivana Miletic, Croatia (6), Dr Javier Tapia Guadix, Spain (7, 8) & Prof Marleen Peumans, Belgium (9)

# Restorations are our Legacy

## GC's Glass Ionomers

- GC Fuji II LC
- GC Fuji TRIAGE
- GC Fuji IX family
- Conditioners

# The unique advantages of glass ionomers

## Glass ionomers are **moisture-tolerant**

**The use of a rubber dam is optional** when restoring a tooth using a glass ionomer, as these materials **can tolerate moisture**. This is a big advantage for **subgingival cases** or those requiring a **short procedure time**.

## Glass ionomers **chemically bond** to tooth

Glass ionomers **chemically bond** to natural teeth, without the use of any adhesive or primer. From **young aprismatic enamel** up to **old sclerotic dentin**, a **durable marginal seal** and an **optimal longevity** are ensured.

## Glass ionomers are **tooth-friendly**

Glass ionomers can be used in the **partial caries excavation** technique, helping to create minimally invasive preparations. As no etching is used, there is **no risk of post-operative sensitivity** – which also makes glass ionomers a **safe treatment solution**.

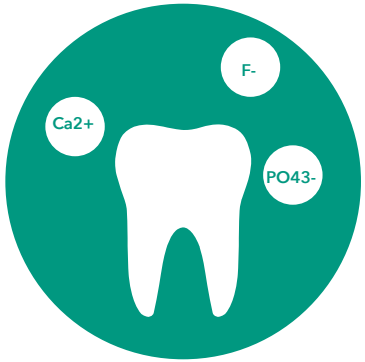


## Glass ionomers are **natural reservoir** for ions

Through ion exchange, ions are being uptake from surroundings (saliva, tooth paste...), and diffuse into e.g. from tooth structure. This gives glass ionomers the ability to **stimulate tooth remineralisation and prevent tooth demineralisation**. Furthermore, this smart material reacts to acid circumstances by an increase ion exchange for extra protection.

## GC Fuji II LC

**Light-cured resin-modified glass ionomer restorative**

# Simple technique – Beautiful long-lasting results

## Key advantages

- **Controlled setting with the light** for a straightforward & simple procedure
- Excellent **aesthetics & translucency**
- Outstanding **proven clinical performance**
- Ideal for **cervical erosion** / abfractions, **root surface** restorations & **pedodontics**
- Also optimal in the **closed & open sandwich technique**
- High chemical adhesion for a **perfect marginal integrity**
- **Ion exchange:** uptake and diffusion of ions, creating of a **strong and acid-resistant** tooth-material interface

## Delivery

- Capsule
- Powder/Liquid

## Shade Range

- A1, A2, A3, A3.5, A4, B2, B3, B4, C2, C4, D2

"Fuji II LC is a very good material when isolation of the cavity is challenging, like for pediatric or geriatric cases. Fuji II LC also bonds optimally to dentin – even if sclerotic – making it a good choice for class V restorations, especially those caused by abrasion."
Dr Martin Hoftvedt, Norway

Restoration of cervical erosions using Fuji II LC

Courtesy of Dr Geoff Knight, Australia

Restoration of Class III pedodontic cavities using Fuji II LC

Courtesy of Dr Jamie Lucas, Australia

# GC Fuji TRIAGE®

**Low-viscosity glass ionomer protection & temporary restorative**

## The most polyvalent material for difficult situations
## Guiding the way to caries stabilisation and surface protection

### Key advantages

- Moisture tolerance for **easy placement**, even for **partially erupted molars**
- Low viscosity and excellent flow for **perfect sealing of deep pits & fissures**
- **Bio-availability of ions** needed to prevent tooth demineralisation, assisting the tooth in **resisting to caries**
- **Go-to product for tricky situations:** kids, elderly, high caries risk, teeth with MIH…
- Available in a unique **pink colour** with **accelerated setting** and enabling an **easy monitoring**
- **Easy removal of temporary restorations or endo-access restorations** thanks to the pink colour
- Also optimal for the treatment of **hypersensitivity**

### Delivery

- Capsule
- Powder/Liquid

### Shade range

- Pink, White

"Being amongst the first users of Fuji TRIAGE in France and after so many years using it, I am still loyal to this glass ionomer. It has no equivalent and is so handy for everyday preventive dentistry."
Dr Michel Blique, France

Protection of a partially erupted molar with Fuji TRIAGE Pink

Courtesy of Dr Michel Blique, France

Root surface protection with Fuji TRIAGE White & a protective coating layer

Courtesy of Dr Graeme Milicich, New-Zealand

## GC Fuji IX GP, GP FAST & GP EXTRA

High viscosity posterior glass ionomer restoratives

# The proven „gold standard"
# Hassle-free glass ionomers for posterior cavities

## Key advantages

- **Condensable** materials, **easy to apply and to contour**
- Resin-free
- **Bioactive material:** ion uptake helps to **strengthen the restoration** and increase its longevity
- Ideal to use in the **closed sandwich technique** & for **temporary restorations**
- When **selective caries removal** or ART technique is used; caries development can be inhibited through ion exchange
- Fuji IX GP FAST displays a **much shorter procedure** time: only 3 minutes from mixing to finishing
- Fuji IX GP EXTRA offers **higher translucency**

## Delivery

- Fuji IX GP FAST: Capsule
- Fuji IX GP & GC Fuji IX GP EXTRA: Capsule & Powder/Liquid

## Shade Range

- Fuji IX GP: A2, A3, A3.5, B2, B3, C4
- Fuji IX GP FAST: A1, A2, A3, A3.5, B2, B3, C4
- Fuji IX GP EXTRA: A1, A2, A3, A3.5, B1, B2, B3, C4

"Fuji IX GP EXTRA is the ultimate all-round glass-ionomer restorative material, featuring a simple procedure, the best chemical coronal seal and a high strength. Fuji IX GP EXTRA is matchless, clinically proven and remains the most versatile glass ionomer system."
Dr Akit Patel, United Kingdom

Failing amalgam restorations

Amalgam removal & preparation

Fillings with Fuji IX GP EXTRA

Final temporary restorations

Courtesy of Dr Matteo Basso, Italy

## G-COAT PLUS

**Nanofilled self-adhesive light-cured protective coating**

### Key advantages

- Single dispersion nano-filled protective coating for glass ionomer, composite and temporary restorations
- Prevents the initial sensitivity of GICs to water
- Offers immediate surface gloss and smoothness
- Saves polishing time
- Increases strength, toughness and provides wear resistance

Fuji IX GP application

Courtesy of Dr Jamie Lucas, Australia

Application of G-COAT PLUS followed by light-curing

Courtesy of Dr Jamie Lucas, Australia

## GC Conditioners

### Key advantages

- Clean the surface effectively for **improved adhesion**
- Improve **wettability & adaptation** of the restorative material
- Prepare dentin & enamel for chemical adhesion **without opening the dentinal tubules**
- Enhance the **marginal seal**
- Blue tint for a **controlled application**

## Dentin Conditioner

**Polyacrylic acid cavity conditioner**

- 10% polyacrylic acid with application time of 20 seconds

## Cavity Conditioner

**Cavity cleaning agent**

- 20% polyacrylic acid with application time of 10 seconds
- 3% aluminum chloride hexahydrate to seal the dentin tubules & reduce the risk of post-operative sensitivity

# The new Generation of long-term Restoratives

## GC's Long-Term Biomimetic Systems

- EQUIA
- EQUIA Forte HT

# EQUIA®

**Bulk-fill long-term restorative system**

## The proven posterior restorative system
## Long-term aesthetics simplified

### Key advantages

- **Long-term indications** thanks to the combination of a **fast-setting & translucent high-viscosity** material (EQUIA Fil) and a **highly filled resin coating** (EQUIA Coat)
- **Quick** and **technique-tolerant permanent** material
- High **fracture toughness, flexural strength** and **flexural fatigue resistance**
- Increased strength of the material over time due to the **unique maturation effect**, attributed to ion uptake from saliva
- Total procedure time of **only 3'30"**
- The **most aesthetic in its class** thanks to a **high translucency**
- **10 years of clinical proof** showing excellent success rates in posterior restorations

### Delivery

- EQUIA Fil: Capsule
- EQUIA Coat: Bottle

### Shade range

- A1, A2, A3, A3.5, B1, B2, B3, C4, SW

"The EQUIA restorative system is indicated for temporary and permanent restorations (small occlusal & proximal cavities) and has remarkable properties: chemical adhesion to tooth tissues, marginal seal, improved mechanical properties, technique-tolerance, fast procedure and biocompatibility."
Dr Jean-Pierre Attal, France

Aesthetic amalgam replacements with EQUIA

Courtesy of Dr Magdalena Kukurba-Setkowicz, Poland

Restoration of Class V cavities with EQUIA

Courtesy of Dr Michel Blique, France

# The added advantages of glass hybrid technology

## Glass Hybrids take you to the next level

Glass hybrid systems offer the **strength of the latest innovative glasses** combined to the **wear resistance of a filled coating**. The unique synergy between the coating and the restorative material **improves the durability and wear resistance** of the restorations.

## Glass Hybrids are true bulk fill materials

Glass hybrid materials are **chemically cured** in a short time and do not require to be placed in layers. There is **no limit in the depth of cure** and **no shrinkage** linked to the setting of the materials, making them a **very safe, biocompatible solution for bulk application**.

## Glass Hybrids widen your options

Thanks to their resistance, glass hybrids are the only glass-based materials which offer **extended indications**. They are ideal materials for class V and **load bearing class I & II cavities.***

## Glass Hybrids are long-term restoratives

Clinical study** has shown that glass hybrids are an excellent option for **long-term posterior restorations** and for the **replacement of old amalgams**.

*Please refer to Instructions For Use
**Glass hybrid versus composite for non-carious cervical lesions: Survival, restoration quality and costs in randomized controlled trial after 3 years Schwendicke F, 2021

# EQUIA Forte™ HT

**Bulk-fill glass hybrid restorative system**

## Cost-effective, long-term restorative alternative

### Key advantages

- Excellent balance of **strength and handling** thanks to the intelligent particle distribution of **Glass Hybrid technology**
- **Non-sticky** consistency, perfect to be used in bulk **without any bonding agent**
- **Smart material,** increased ion exchange in acidic circumstances
- Perfect material for **long-term Class I & II restorations**
- Safe Bioactive treatment for **deep cavities with limited post-operative sensitivity**
- Excellent **alternative to amalgam**
- Ideal to **restore teeth affected by MIH** thanks to a great chemical adhesion even to untreated dentin

### Delivery

- EQUIA Forte HT Fil: Capsule
- EQUIA Forte Coat: Bottle or Unit Dose

### Shade Range

- 8 shades: A1, A2, A3, A3.5, B1, B2, B3, C4

"Aesthetic, biomimetic, strong and practical... With these properties, EQUIA Forte HT provides more effective treatment options for patients with deep carious lesions in my clinical practice - without any sensitivity."
Dr Zeynep Bilge Kütük, Turkey

Initial situation showing interproximal caries

Preparation and placement of sectional matrices

Filling with EQUIA Forte HT Fil and adding the final layer of EQUIA Forte Coat

Post-operative situation after light-curing of the coat

Courtesy of Dr Zeynep Bilge Kütük, Turkey

RESTORATIVE SOLUTIONS

# The best choice for each indication

Long-term restorative systems
High-viscosity glass ionomer
Low-viscosity glass ionomer
Resin-modified glass ionomer
Light-cured material

| | | | POSTERIOR | | | | | | | ANTERIOR | | OTHER INDICATIONS | | | | |
|---|---|---|---|---|---|---|---|---|---|---|---|---|---|---|---|---|
| | | | Class I | | Class II | | | Class V | Base (sandwich technique) | Class III | Class V | Core build-up | Primary teeth | Fissure protection | Root surface protection | Temporary restorations |
| | | | Small, non-load bearing | Big, load bearing | Small, non-load bearing | Small, load bearing | Big, load bearing* | | | | | | | | | |
| | | | 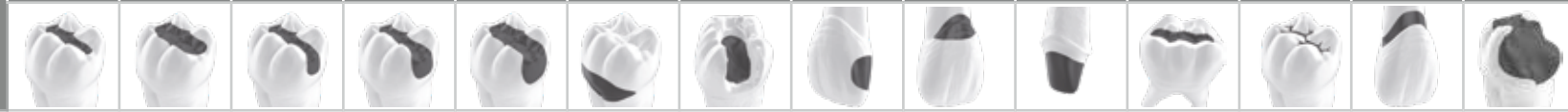 | | | | | | | | | | | | | |
| EQUIA Forte HT (Glass Hybrid) | | | +++ | +++ | +++ | +++ | +++ | +++ | + | | ++ | +++ | ++ | | + | + |
| EQUIA | | | +++ | +++ | +++ | +++ | | ++ | + | | +++ | ++ | ++ | | + | + |
| GC Fuji II LC | | | + | | | | | ++ | +++ | +++ | +++ | ++ | +++ | | | |
| GC Fuji TRIAGE | ** | | | | | | | | | | | | | +++ | +++ | +++ |
| GC Fuji IX GP | | | + | | + | | | + | +++ | | + | ++ | + | | + | +++ |
| GC Fuji IX GP FAST | | | + | | + | | | + | +++ | | + | ++ | ++ | | + | +++ |
| GC Fuji IX GP EXTRA | | | + | | + | | | + | +++ | | + | ++ | ++ | | ++ | +++ |

* The preparation should be 1-1.5mm away from the cusp peaks. Please refer to instructions for use.

** Command set for the Pink shade

3 key products

## EQUIA Forte HT

### The ideal long-term posterior solution

- ✓ Class I
- ✓ Class II
- ✓ Posterior Class V
- ✓ Core build-up
- ✓ Gerodontology
- ✓ Restoration of MIH teeth

## GC Fuji II LC

### The easy light-cured option

- ✓ Pedodontics
- ✓ Sandwich technique
- ✓ Class III
- ✓ Anterior Class V

## GC Fuji TRIAGE

### The best fluid protection

- ✓ Desensitisation of MIH teeth
- ✓ Deep cavities
- ✓ Fissure sealing
- ✓ Partially erupted teeth
- ✓ Sealing of endo access cavities
- ✓ Root surface protection
- ✓ Temporary restorations

Technical information

| | EQUIA Forte HT | EQUIA | GC Fuji II LC | | GC Fuji TRIAGE | | GC Fuji IX GP | | GC Fuji IX GP FAST | GC Fuji IX GP EXTRA | |
|---|---|---|---|---|---|---|---|---|---|---|---|
| Working time (mn) at 23°C | 1'30 | 1'15 | 3'15 | 3'45 | 1'40 | | 2'00 | | 1'15 | 1'15 | 2'00 |
| Net setting time (mn) at 37°C | 2'30 | 2'00 | Light-cured | | 2'30 | | 2'20 | | 2'00 | 2'00 | 2'20 |
| Finishing time from start of mixing (mn) at 37°C | 2'30 | 2'30 | | | 6'00* | | 6'00 | | 3'00 | 2'30 | 6'00 |
| Shelf-life (years) | Caps – 2<br>Coat – 3 | Caps – 2<br>Coat – 3 | 2 | 3 | 2 | 3 | 2 | 3 | 2 | 2 | 3 |

* 4'00 for the Pink shade when using Command Set

# When Aesthetics meet Longevity

## GC's Composites

- G-ænial family
- Essentia family
- GRADIA DIRECT family
- GRADIA CORE
- everX Flow & everX Posterior

# The unique strengths of composites

## Composites are **highly aesthetic**

Composite is the best choice when looking for a **highly aesthetic material** for anterior restorations or demanding patients. Their **translucency** and **light-scattering ability** makes them **blend naturally with the surrounding tooth structure** for a perfect final outcome.

## Composites are **very strong**

Modern composites feature **high strength** and are able to **withstand masticatory forces**. They are also developed to **resist wear** and to **keep a smooth surface** over time. Another advantage of composites is that they induce **less wear to the antagonists** than ceramic materials.

## Composites are **particularly durable**

Thanks to their excellent physical properties, composite materials are **very durable** and can keep performing well **both functionally & aesthetically** on the **long term**. A **good hygienic compliance** is however needed to avoid the accumulation of plaque which can lead to secondary caries.

## G-ænial™ A'CHORD

**Light-cured radiopaque universal composite restorativescomposite**

# Simplicity, Performance and Aesthetics in Your Hands. A simplified shade system with harmonious handling for long-lasting performance

## Key advantages

- 5 core shades to cover all 16 V-shades, for an easy shade selection and **reduced inventory.**
- **Perfect opacity for natural blending of mono-shade restorations**, even without using opaque or enamel shades
- **Natural fluorescence** under UV and near UV light
- Brushable in anterior, sculptable in posterior, **non-sticky handling** thanks to a unique monomer technology
- Easy & fast polishing to high gloss thanks to the FSC technology
- Combination of 3 proprietary technologies for superior physical properties, including very high wear resistance
- Additional opaque, enamel and cervical shades for an infinite range of aesthetic possibilities
- **High radiopacity of 318%Al**

## Shade Range

- Core shades: A1, A2, A3, A3.5, A4
- Opaque shades: AO1, AO2, AO3
- Enamel Shades: JE (Junior Enamel), AE (Adult Enamel)
- Chromatic & cervical shades: A5, A6
- Bleach shades: BW, BOW

"G-ænial A'CHORD has a fine handling and is easy to use. It gives much better aesthetic results in less time and effort".
Dr Helmuth Althoff, Germany

Multi-shade layering with G-ænial A'CHORD

Courtesy of Dr Georg Benjamin, Germany

Mono-shade layering with G-ænial A'CHORD

Courtesy of Dr Radoslav Asparuhov, Bulgaria

# G-ænial Anterior
# G-ænial Posterior

**Light-cured radiopaque composite restoratives**

## The art of creating invisible & long-lasting aesthetics
## Enjoy great handling & amazing blending

### Key advantages

- **Effortless handling** with a smooth & non-sticky viscosity
- High aesthetic level thanks to **optimal light-scattering & blending**
- **Versatile in use:** from single shade simplicity to multi-shade complexity
- Enamel selection **based on the age** of the patient
- Posterior version more packable & radiopaque for **easy placement & follow-up**

### Shade Range

**G-ænial Anterior:**

- Standard shades: XBW (Extra Bleach White), BW (Bleach White), A1, A2, A3, A3.5, A4, B1, B2, B3, C3, CV (Cervical), CVD (Cervical Dark)
- Inside (opaque) shades: AO2, AO3, AO4
- Outside (enamel) shades: JE (Junior), AE (Adult), SE (Senior), TE (Translucent), IE (Incisal), CVE (Cervical)

**G-ænial Posterior:**

- Standard shades: P-A1, P-A2, P-A3, P-A3.5
- Outside (enamel) shades: P-JE (Posterior Junior), P-IE (Posterior Incisal)

"G-ænial Anterior is a wonderful material, ideally colour-tuned and easy to handle. It enables me to make perfect anterior restorations."
Dr Ulf Krueger-Janson, Germany

Multi-shade layering with G-ænial Anterior

Courtesy of Prof Marleen Peumans, Belgium

Invisible restoration with G-ænial Posterior

Courtesy of Dr Javier Tapia Guadix, Spain

# G-ænial Universal Injectable

**Universal high-strength restorative composite**

## Transform the way you work
## Start injecting!

### Key advantages

- **Indicated for all cavity classes** (without any covering layer) thanks to an exceptional strength & wear resistance
- No slumping: the material **perfectly keeps its shape** thanks to an optimal thixotropy
- **Easy extrusion** from the syringe & **not sticking to the tip** – for maximum comfort
- **Long-lasting aesthetics** thanks to excellent **gloss retention** and color stability
- Bendable dispensing tips for **easy access to any cavity**
- High radiopacity for a **perfect follow-up**

### Shade range

**16 shades in 3 translucency levels:**

- Standard shades: XBW (Extra Bleach White), BW (Bleach White), A1, A2, A3, A3.5, A4, B1, B2, CV (Cervical), CVD (Cervical Dark)
- Inside (opaque) shades: AO1, AO2, AO3
- Outside (enamel) shades: JE (Junior), AE (Adult)

"G-ænial Universal Injectable is the material of choice for all restorative indications. On top of being very easy to control, it has an exceptional strength and a perfect blending with the natural tooth tissues."
Dr Ahmed Al-Jaff, Iraq

Initial deep Class II cavity

Bendable tips are very useful to reach undercuts

Cavity transformed into a Class I

Final situation after finishing and polishing

Courtesy of Dr Javier Tapia Guadix, Spain

# G-ænial Universal Flo

**Universal light-cured injectable composite**

## From the smallest Class V to the most extensive Class II restoration: controlled flow, maximum strength!

### Key advantages

- **Full-strength** universal restorative for **all classes of cavities**
- Controlled flow for a **perfect adaptation**
- Optimal thixotropy for **easy build-up of anatomical forms**
- Outstanding **gloss retention** in time
- **Superb aesthetics** with 15 shades featuring **excellent blending**

### Shade range

**15 shades in 3 translucency levels:**

- Standard shades: BW (Bleach White), A1, A2, A3, A3.5, A4, B1, B2, B3, C3, CV (Cervical)
- Inside (opaque) shades: AO2, AO3
- Outside (enamel) shades: JE (Junior), AE (Adult)

"A real flowable material for every indication – very good mechanical properties, easy to use, very nice colour and layering technique."
Dr Zbynek Mach, Czech Republic

Initial Class V cavity

Final result

Courtesy of Dr Ulf Krueger-Janson, Germany

Initial Class I & II cavities

Final result

Courtesy of Prof Joseph Sabbagh, Lebanon

## G-ænial Flo X

**Light-cured radiopaque flowable composite**

# From creating perfect linings to restoring narrow tunnel preparations: discover the foundation of perfect aesthetics!

## Key advantages

- Optimal viscosity for **lining and small cavities**
- Great flowability for a **perfect adaptation** to cavity walls
- **Easy follow-up** thanks to a high radiopacity even at low thickness
- Opaque shades to **mask cavity bottom discolorations**
- Ergonomic syringe design for a **comfortable and precise application**

## Shade range

**8 shades in 2 translucency levels:**

- Standard shades: A1, A2, A3, A3.5, A4, CV (Cervical)
- Inside (opaque) shades: AO2, AO3

"G-ænial Flo X is optimal to use together with G-ænial Posterior for cases with multiple areas of decay. It is an ideal indication, because the high radiopacity helps to detect quickly the emergence of secondary caries."
Dr Frédéric Raux, France

G-ænial Flo X used for the lining layer

Courtesy of Dr Mark Margolin, Switzerland

G-ænial Flo X used to restore small cavities

Courtesy of Dr Per Nielsen, Switzerland

# Essentia® Universal

## Essentia U

Universal light-cured composite

## Essentia HiFlo

Composite universel photopolymérisable à fluidité élevée

## Essentia LoFlo

Composite universel photopolymérisable à fluidité faible

## Go one step further with Essentia Universal
## 1 shade, 3 strong options for all posterior indications

### Key advantages

- **One Universal (U) shade** available in **three viscosities** (HiFlo, LoFlo, paste)
- Amazing natural **blending effect**
- All viscosities **recommended from Class I to Class V**, including occlusal cavities
- **Excellent physical properties** for all viscosities, even the most flowable
- Choose your **preferred handling**: HiFlo for a high wettability and flowability, and LoFlo for an excellent thixotropy
- **Low inventory** as one shade can be used for all posterior case

### Shade range

- **1 Universal shade** (U)

"Minimally invasive procedures involve the design of very small cavities and in such clinical situations, flowable composites can be very useful. While Essentia HiFlo is able to penetrate the tiniest pits and fissures, Essentia LoFlo is ideal for bigger occlusal restorations thanks to its thixotropic viscosity."
Dr David Gerdolle, Switzerland

Small Class I cavities

Restored with Essentia HiFlo

Courtesy of Prof Joseph Sabbagh, Lebanon

Non-carious lesions

Restored with Essentia LoFlo

Courtesy of Dr Bojidar Kafelov, Bulgaria

## Essentia

**Universal light-cured radiopaque composite**

# Open the door to simplification
# Discover aesthetic innovation

## Key advantages

- **Intuitive shade selection** thanks to a simplified range of 7 shades
- High aesthetic results made simple with a **duo-layering concept** that aims to **mimic the natural ageing of teeth**
- **High gloss retention** thanks to the ultra-fine particles used in the enamel shades
- **Handling of each shade optimised** to its use (softer dentins, packable Universal...)
- Low inventory: **only 7 syringes** for all your cases
- **Characterisation possible** with Essentia Modifiers for high-end aesthetic

## Shade Range

- **3 Dentins:** Light (LD), Medium (MD), Dark (DD) for a perfect blending
- **2 Enamels:** Light (LE), Dark (DE) for optimal translucency & opalescence
- **1 Universal** (U) for posterior mono-shade restorations
- **1 Masking Liner** (ML) to conceal discolorations
- **4 Modifiers** (Opalescent OM, Black BM, White WM, Red-Brown RBM) for special effects

"Emulating nature with composite is a difficult challenge, however with Essentia it becomes a simple task: just focus on properly shaping dentin and enamel and the material will do the rest for you. A truly smart system."
Dr Javier Tapia Guadix, Spain

Initial case

Palatal shell with Light Enamel

Dentin layer with Medium Dentin

Final result

Courtesy of Dr Javier Tapia Guadix, Spain & Prof Marleen Peumans, Belgium

# GRADIA® DIRECT Anterior
# GRADIA DIRECT Posterior
# GRADIA DIRECT X

**Light-cured composite restoratives**

## One shade simplicity and aesthetic invisibility – proven

### Key advantages

- **Invisible natural aesthetics** thanks to superb chameleon effect
- **Clinically proven** over more than ten years
- Excellent handling featuring **easy placement & shaping** and a **long working time**
- Optimal for both **single-shade and multi-shade** restorations
- Available in **Anterior and Posterior** versions, as well as **GRADIA DIRECT X** featuring a higher radiopacity

"The predictability, ease of adaptation & sculpting and proven quality of GRADIA DIRECT make it possible to achieve the reliability and aesthetics that my patients expect."
Dr Michał Szewczyk, Poland

### Shade range

**GRADIA DIRECT Anterior:**

- Standard: XBW (Extra Bleach White), BW (Bleach White), A1, A2, A3, A3.5, A4, B1, B2, B3, C3, CV (Cervical), CVD (Cervical Dark)
- Inside (opaque): AO2, AO3, AO4
- Outside (translucent): DT (Dark), CT (Clear), GT (Gray), NT (Natural), WT (White), CVT (Cervical)

**GRADIA DIRECT Posterior:**

- Standard: P-A1, P-A2, P-A3, P-A3.5
- Outside (translucent): P-WT (Posterior White), P-NT (Posterior Natural)

**GRADIA DIRECT X:**

- X-A1, X-A2, X-A3, X-A3.5, X-AO2, X-WT (White Translucent)

Diastema closure with GRADIA DIRECT Anterior

Courtesy of Dr Javier Tapia Guadix, Spain

Hypoplastic enamel on central incisors restored with GRADIA DIRECT Anterior at 9 and 12 years recall

Courtesy of Dr Serhat Köken, Turkey

# GRADIA DIRECT Flo
# GRADIA DIRECT LoFlo

**Light-cured flowable composites**

## Aesthetic hybrid microfilled composites for simple restorations

### Key advantages

- Two viscosities to cover **many indications**:
  - GRADIA DIRECT Flo (highly flowable) is optimal for **lining, undercuts or enamel imperfections**
  - GRADIA DIRECT LoFlo (high viscosity flowable) is perfect to achieve a **stable placement without slumping**
- Highly filled composites for **superior strength and wear resistance**
- **Clinically proven** over more than ten years
- Combining **ease of use & natural aesthetics**

### Shade range

**GRADIA DIRECT Flo & GRADIA DIRECT LoFlo: 7 shades in 2 translucency levels**

- Standard shades: BW (Bleach White), A1, A2, A3, A3.5, CV (Cervical)
- Inside (opaque) shade: AO3

"Versatile and effective, GRADIA DIRECT Flo displays an excellent wettability and great ability to fill the smallest gaps, without being too flowable. Its application can thus be fully controlled, both at the cavity bottom (avoiding the risk of voids) and when creating splints or sealing fissures."
Dr Laurent Viard, France

Initial situation

Preparation

After application of GRADIA DIRECT LoFlo

Recall situation

Courtesy of Dr Elias Abou Tayeh, Lebanon

# GRADIA CORE

**Dual-cure composite for core build-up & post cementation**

## Complete system for aesthetic core build-up and post luting in only one appointment

### Key advantages

- Optimal thixotropy: **flows under pressure** for post luting, **stays in shape** for core build-up without using pre-forms
- **Easy procedure** with limited steps for a one-appointment realisation
- Cutting feeling similar to dentin, for an **easier finishing** and **smooth edges**
- **Strong enough** to resist the occlusal pressure thanks to a 75% filler load
- Modulus of elasticity close to dentin, to **naturally distribute the stress** in the tooth structure
- **Secured adhesion** thanks to a combination of dual-cure and contact-cure

### Shade range

- **One universal shade**

"Working with GRADIA CORE is extremely easy as it can be used both to lute posts and to create the core build-up, thereby making the restoration strong & monolithic. It is also time & cost-saving as everything can be done using the same mixing tip! Additionally, the hardness of the set material is very close to that of dentin, therefore it's easy to prep the stump for indirect restorations without creating grooves at the interface between the tooth structure and the core material."
Dr Rosen Venelinov, Bulgaria

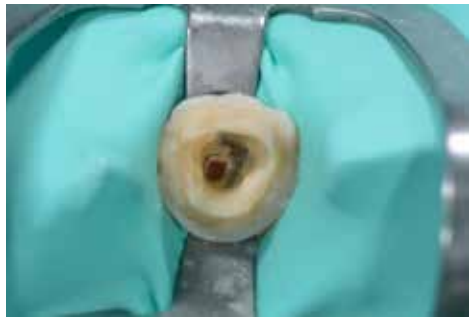

Canal preparation

Trial fit of the post

Core build up with Gradia Core

Final restoration

Courtesy of Prof Emmanuel D'Incau, France

## everX Flow™

**Short-fibre reinforced flowable composite for dentin replacement**

# Strong to the core
# The toughest composite substructure to reinforce your restorations

## Key advantages

- Optimal to **strengthen large restorations** thanks to the **reinforcing effect of fibres**
- **Excellent fracture toughness** reducing the risk of catastrophic failures
- Perfect thixotropy for an **easy placement & adaptation**
- **No slumping** even in upper molars
- **Quick procedure** when using the Bulk shade (with a layer thickness up to 5,5mm)
- **Excellent aesthetic results** with the Dentin shade (in layers of 2mm)
- Indicated both for **dentin replacement** and for **core build-up** preparations

## Shade range

- **Dentin** shade
- **Bulk** shade (Translucent)

"Flowable, easy to use and biomimetic, everX Flow is a unique restorative material able to emulate both dentin and dentino-enamel junction (DEJ) by providing the elasticity and toughness of dentin and the unique stress-breaking property of the DEJ."
Dr Mark Frater, Hungary

Cavity preparation

Application of everX Flow (Dentin shade)

Final layer with Essentia (Universal shade)

Post-operative situation

Courtesy of Dr Georg Benjamin, Germany

## everX Posterior®

**Fibre-reinforced composite for dentin replacement**



# Discover the power of fibres… The strongest composite substructure – extending the limits of direct restorations

## Key advantages

- Optimal for **dentin replacement in large cavities** thanks to the **reinforcing effect of fibres**
- **Fracture toughness equivalent to dentin** and almost double that of other composites
- Designed to redirect or arrest crack propagation, thus **reducing the risk of catastrophic failures**
- **Perfect bond** to overlaying composite layer (always required) and to the tooth structure
- Compatible **both with layering and bulk application** up to 4mm
- Widens the direct restorative options, offering an **economic alternative to inlays/onlays**

## Shade range

- **One universal shade** (Translucent)

"Easy, fast and biomimetic, everX Posterior is the first restorative material able to emulate both dentin and dentino-enamel junction (DEJ) by providing the elasticity and toughness of dentin and the unique stress-breaking property of the DEJ."
Dr Mark Frater, Hungary

Old failing amalgam restoration

Cavity preparation

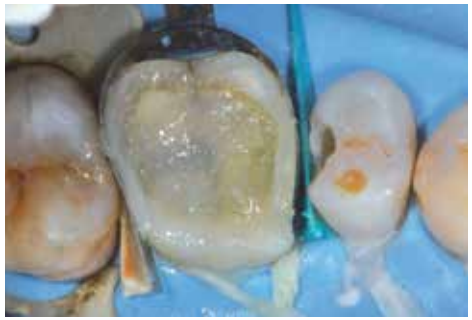

everX Posterior to replace dentin

Enamel layer with a regular composite

Courtesy of Prof Marleen Peumans, Belgium

RESTORATIVE SOLUTIONS

# The best choice to fit your requirements

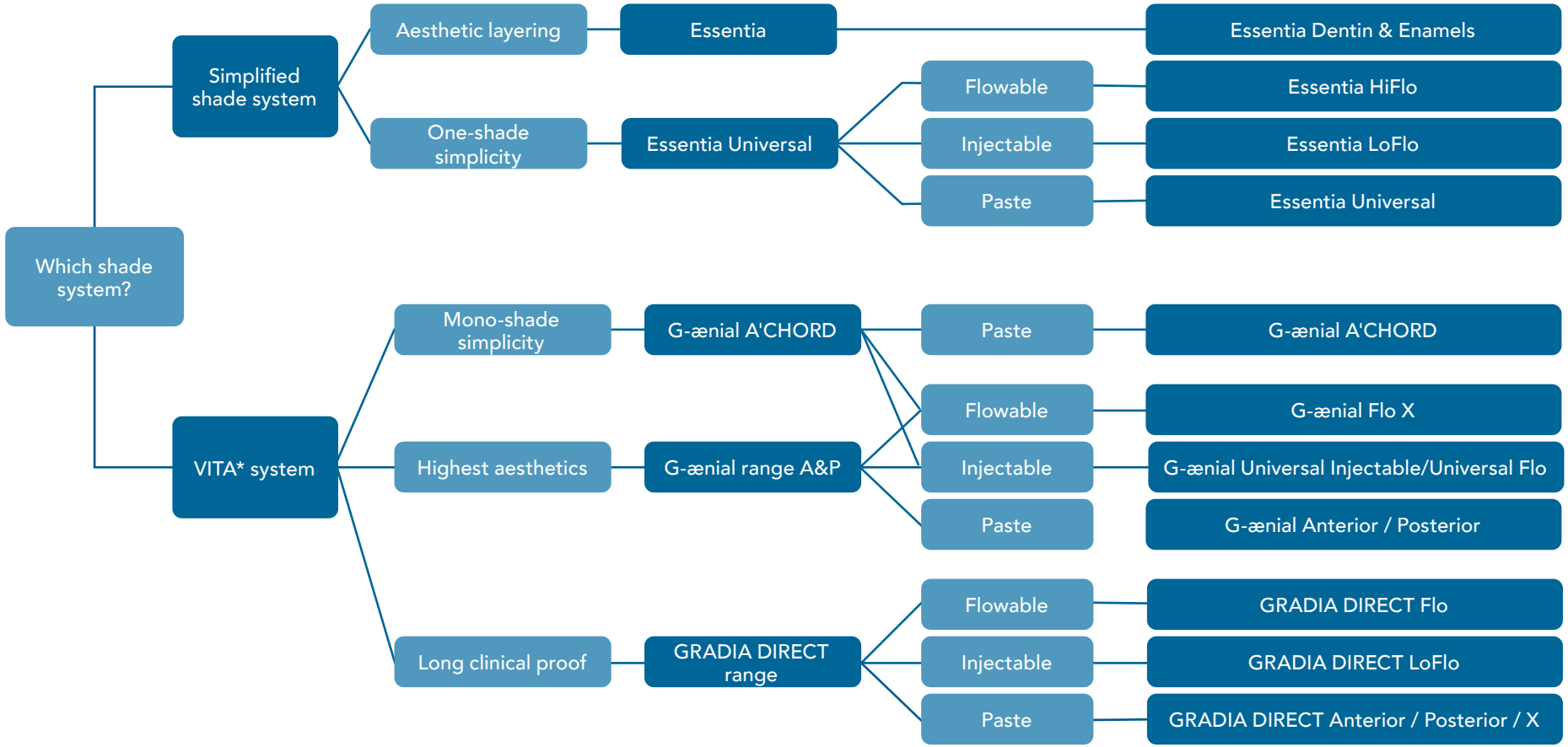


*Vita® is a registered trademark of Vita Zahnfabrik, Bad Sackingen, Germany.

| | | Viscosity | Composition | Main indication | Syringe delivery | Syringe volume | Unitip delivery | Unitip volume | Number of shades | Filler content (%w/w) | Radiopacity | Depth of cure | Working time | Shelf-life |
|---|---|---|---|---|---|---|---|---|---|---|---|---|---|---|
| Essentia | Essentia LD, MD, DD | Paste | Micro-HDR hybrid | Universal | ✓ | 2mL | ✓ | 0,16mL | 3 | 76% | 142% | 1,5-2,0mm | 240s | 3 years |
| | Essentia LE, DE, OM | Paste | Ultra-fine hybrid | Universal | ✓ | 2mL | ✓ | 0,16mL | 2 | 81% | 291% | 2,5mm | 220s | 3 years |
| | Essentia U | Paste | Micro-HDR hybrid | Universal | ✓ | 2mL | ✓ | 0,16mL | 1 | 81% | 252% | 2,5mm | 120s | 3 years |
| | Essentia ML | Injectable | Ultra-fine hybrid | Universal | ✓ | 2mL | – | – | 1 | 69% | 181% | 1mm | 70s | 3 years |
| | Essentia LoFlo | Injectable | Ultra-fine hybrid | Universal | ✓ | 2mL | – | – | 1 | 69% | 181% | 2mm | 70s | 3 years |
| | Essentia HiFlo | Flowable | Ultra-fine hybrid | Universal | ✓ | 2mL | – | – | 1 | 69% | 303% | 2mm | 75s | 3 years |
| G-ænial | G-aenial ACHORD | Paste | Ultra-fine hybrid | Universal | ✓ | 2mL | ✓ | 0.16mL | 15 | 82% | 318% | 2.0-2.5mm | 160s | 3 years |
| | G-ænial Anterior | Paste | Micro-HDR hybrid | Anterior | ✓ | 2,7mL | ✓ | 0,16mL | 22 | 76% | 142% | 1,5-3,5mm | 240s | 3 years |
| | G-ænial Posterior | Paste | Micro-HDR hybrid | Posterior | ✓ | 2,7mL | ✓ | 0,16mL | 6 | 81% | 252% | 2,0-3,0mm | 120s | 3 years |
| | G-ænial Universal Injectable | Injectable | Ultra-fine hybrid | Universal | ✓ | 1mL | ✓ | 0,16mL | 16 | 69% | 252% | 1,5-2,5mm | 100s | 3 years |
| | G-ænial Universal Flo | Injectable | Ultra-fine hybrid | Universal | ✓ | 2mL | – | – | 15 | 69% | 181% | 1,5-2,0mm | 70s | 3 years |
| | G-ænial Flo X | Flowable | Ultra-fine hybrid | Universal | ✓ | 2mL | – | – | 8 | 69% | 303% | 1,5-2,0mm | 75s | 3 years |
| GRADIA DIRECT | GRADIA DIRECT Anterior | Paste | Micro-hybrid | Anterior | ✓ | 2,7mL | ✓ | 0,16mL | 22 | 73% | 51% | 1,5-3,5mm | 270s | 3 years |
| | GRADIA DIRECT Posterior | Paste | Micro-hybrid | Posterior | ✓ | 2,7mL | ✓ | 0,16mL | 6 | 77% | 131% | 2,0-3,0mm | 150s | 3 years |
| | GRADIA DIRECT X | Paste | Micro-hybrid | Posterior | ✓ | 2,7mL | ✓ | 0,16mL | 6 | 77% | 214% | 2,0-3,5mm | 150s | 3 years |
| | GRADIA DIRECT LoFlo | Flowable | HDR-hybrid | Universal | ✓ | 0,8mL | – | – | 7 | 63% | 130% | 1,5-2,0mm | 70s | 3 years |
| | GRADIA DIRECT Flo | Flowable | HDR-hybrid | Universal | ✓ | 0,8mL | – | – | 7 | 67% | 185% | 1,5-2,0mm | 70s | 3 years |
| everX | everX Flow | Flowable | Fibre-reinforced | Universal | ✓ | 2mL | ✓ | 0,16mL | 2 | 70% | 223% | 2,0-5,5mm | 90s | 3 years |
| | everX Posterior | Paste | Fibre-reinforced | Posterior | – | – | ✓ | 0,13mL | 1 | 77% | 290% | 4mm | 90s | 2 years |

There's
so much
more
to discover!
GC's
Bonding Agents
& Related Products
• G-Premio BOND
• G2-BOND Universal
• G-ænial Bond
• G-BOND
• D-Light Pro
• everStick
• NEW METAL STRIPS
• EPITEX
• DIAPOLISHER PASTE
• GC Modeling Liquid

# Which **bonding** for which indication?

Simplicity in bonding with 1 bottle?

1 bonding for all indications?

Easy dispensing with touch cap bottle?

Separate primer and bonding with hydrophobic properties?

Thick bonding layer for stress absorption in posterior restorations?

Ideal product for the IDS technique?

Choose a **universal single bottle system**

Choose a **universal multi bottle system**

Courtesy of Dr Serhat Köken (1), Dr Eisuke Sauji, (2) , Dr Satoshi Koide (3), Dr David Gerdolle (4), Dr Ulf Krueger-Janson (5), Dr Jean Meyer (6)

## G-Premio BOND

One-component light-cured universal adhesive

# Discover GC's universal bonding agent: zero compromises on performance – zero compromises on manipulation

## Key advantages

- Compatible with **all etching techniques** (self-etch, selective etch or total-etch)
- Indicated for direct bonding, but also for **hypersensitivity treatment & repair cases**
- **Optimal performance on different substrates** thanks to 3 functional monomers (4-MET, MDP & MDTP)
- Extremely thin film thickness (3µm) for very **low chances of discoloration**
- **No post-operative sensitivity** thanks to an excellent penetration into dentinal tubules
- Very **easy procedure** with low technique sensitivity
- **No waste** thanks to a long working time and a thin nozzle delivering up to 300 drops per bottle

## Delivery modes

- Bottle
- Unit Dose

"Predictable bonding to dental substrates has long been an onerous and technique-sensitive task. G-Premio BOND has eliminated these issues for all direct and indirect procedures. It truly is a fantastic material."
Dr Serhat Köken, Turkey

Selective etching of enamel

Dispensing of G-Premio BOND

Application of G-Premio BOND

Invisible bonding layer

Courtesy of Dr Serhat Köken, Turkey

# G2-BOND Universal

**All-round 2-bottle Universal Bonding**

## Leading the way to a new standard
## The new standard of 2-bottle Universal Bonding

### Key advantages

- Your choice of preferred etching mode
- Superior durability and bond strength, thanks to a HEMA free formulation
- Superior resistance to marginal staining
- Optimal film thickness & flexural strength which can provide shock absorbing features
- Easy handling and low technique sensitivity
- Multiple indications from direct restorations to the IDS technique
- Modern, intelligent and ergonomic design

### Delivery modes

- 1-PRIMER 5mL Bottle
- 2-BOND 5mL Bottle

"G2-BOND Universal is probably the best option when efficiency is desired without sacrificing bond longevity. it contains all elements that are needed for an optimal adhesive performance."
Dr Dimitrios Spangopoulos, Greece

Total etching of the tooth structure

Immediate Dentin Sealing Technique

Application of 1-PRIMER

Application of 2-BOND and light-curing

A flowable composite is applied and the sealed dentin is ready for digital impression.

Courtesy Dr Jean Meyer, France

## G-ænial Bond

One-component self-etching light-cured adhesive

### Key advantages

- Compatible with both **self-etch** and **selective etch** techniques
- **Long-lasting bond strength** to both **enamel & dentin**
- Excellent **marginal integrity** in time, proven in independent tests
- **No post-operative sensitivity** as dentin is not etched

### Delivery

- Bottle

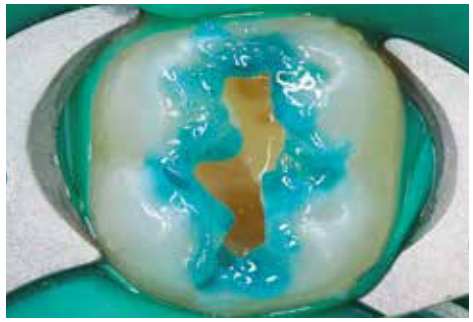

Optional selective enamel etching

Application of G-ænial Bond

Courtesy of Dr Stanisław Lassociński, Poland

## G-BOND™

One-component self-etching light-cured adhesive

### Key advantages

- **True one-bottle system** with a one-step application
- Very **easy & fast procedure** with low technique sensitivity
- Extensive clinical proof showing **superior performance in time**
- Mild etching effect & HEMA-free composition for the **best durability**

### Delivery

- Bottle
- Unit Dose

Application in self-etching mode

Final restorations

Courtesy of Dr Javier Tapia Guadix, Spain

# D-Light® Pro

**Dual wavelength LED curing light**

## Cure. Protect. Detect...
## See the invisible with D-Light Pro's Detection Mode

### Key advantages

- Wide emission range to **efficiently polymerise all materials**, regardless of the initiator
- High Power mode to have **the highest curing efficiency** for all routine cases
- Low Power mode optimal to **limit heat generation** when close to the pulp
- Detection mode based on violet light to **visualise active plaque, micro-leakage, old restorations...**
- **Effortless handling & maximum comfort** thanks to a light and thin handpiece
- Autoclavable handpiece & light-guide for **optimal hygiene**

### Technical characteristics

**Wavelength range**

- Peaks at 400-405nm & 460-465nm
- Polymerisation of visible light curing materials curing with a wavelength range of 400 to 480nm

**Power output**

- High Power mode: 1400mW/cm$^2$
- Low Power mode: 700mW/cm$^2$

"The additional visual information you get while using the Detection mode of D-Light Pro during examination, caries excavation, composite removal and even composite reconstruction is a valuable bonus to the curing modes."
Dr Stephane Browet, Belgium

Detection of active plaque

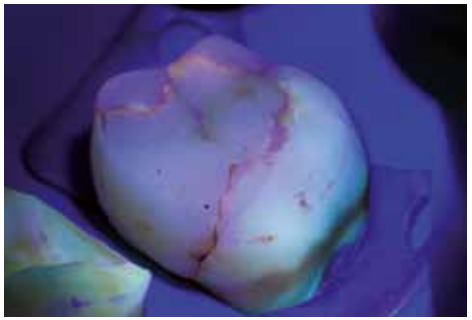

Detection of micro-leakage

Detection of fluorescent restorations

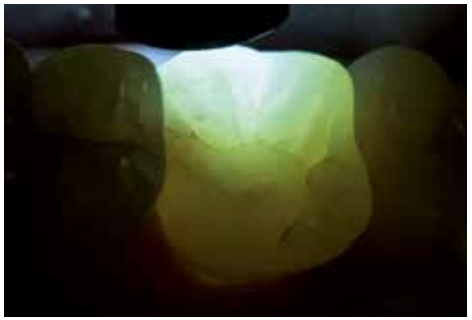

Crack evaluation

Courtesy of Dr Javier Tapia Guadix, Spain

## everStick®
Fibre reinforcements

# Minimally invasive & patient-friendly fibre reinforcement solutions for daily dentistry

## Key advantages

- **Minimally invasive** and **reversible** solutions, leaving **all options open** for future treatments
- **Extensive clinical proof** & in vitro research available
- Superior **mechanical properties**
- **Unique patented bonding** with IPN (Interpenetrating Polymer Network) technology
- **Economical alternative** to indirect treatments

## Indications

- Fibre-reinforced composite **bridges**
- Advanced root canal **post & core** structures
- **Splints** of mobile and traumatised teeth
- Orthodontic **retainers**

"I hear dentists say that working with fibres is difficult. They probably never tried everStick... It's instant, easy to handle, extremely durable under load and enables to treat patients in a minimally invasive way. What else can you ask for?"
Dr Rudolf Novotny, Slovakia

Direct fibre-reinforced bridge with everStickC&B

Courtesy of Prof Marleen Peumans, Belgium

Placement of an everStickPERIO fibre splint

Courtesy of Dr Javier Tapia Guadix, Spain

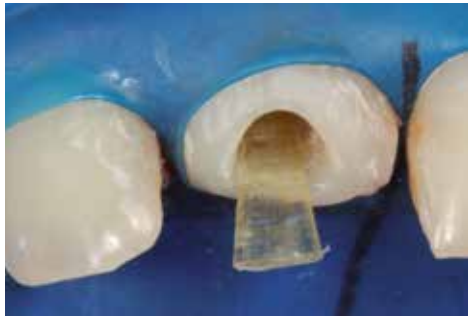

everStickPOST custom-made post

Courtesy of Dr Anja Baraba, Croatia

Trauma splint with everStickNET

Courtesy of Dr Rudolf Novotny, Slovakia

## NEW METAL STRIPS

**Interproximal finishing strips**

### Key advantages

- Very **thin, flexible & resistant** material
- **Autoclavable** & easy to clean
- **4 different grits** (Extra Coarse, Coarse, Medium, Fine)

## DIAPOLISHER PASTE

**Diamond polishing paste for composite & porcelain**

### Key advantages

- Optimal to quickly achieve **final high luster**
- Effective in **avoiding plaque attachment and discolorations**
- **Easy to wash** away with water
- Nice minty flavor for **patient comfort**

## EPITEX

**Finishing & polishing strips**

### Key advantages

- Very **thin, flexible & resistant** material
- **Handy dispensing** system
- **4 different grits** (Coarse, Medium, Fine, Extra Fine) & **matrix strips**

## GC Modeling Liquid

**Liquid to model composite materials for direct restorations**

### Key advantages

- Simplifies the **application & shaping** of direct composites
- Provides a **smoother aspect to the last layer**
- **Invisible** to achieve the best aesthetic results

Using EPITEX (Medium Grit) to finish the interproximal areas

Courtesy of Dr Javier Tapia Guadix, Spain

Applying Essentia composite using a brush wetted with GC Modeling Liquid

Courtesy of Dr Javier Tapia Guadix, Spain & Prof Marleen Peumans, Belgium

| GC Fuji II LC | |
|---|---|
| 10003259 | GC Fuji II LC Improved, 3-2 Pack (3 x 15g Powder: A2, A3, B3, 2 x (8g) 6.8ml Liquid) |
| 10000062 | GC Fuji II LC Improved, 15g Powder, A1 |
| 10000063 | GC Fuji II LC Improved, 15g Powder, A2 |
| 10000064 | GC Fuji II LC Improved, 15g Powder, A3 |
| 10000065 | GC Fuji II LC Improved, 15g Powder, A3.5 |
| 10000066 | GC Fuji II LC Improved, 15g Powder, A4 |
| 10000067 | GC Fuji II LC Improved, 15g Powder, B2 |
| 10000068 | GC Fuji II LC Improved, 15g Powder, B3 |
| 10000069 | GC Fuji II LC Improved, 15g Powder, B4 |
| 10000070 | GC Fuji II LC Improved, 15g Powder, C2 |
| 10000071 | GC Fuji II LC Improved, 15g Powder, C4 |
| 10000072 | GC Fuji II LC Improved, 15g Powder, D2 |
| 10000073 | GC Fuji II LC Improved, 6.8ml (8g) Liquid |
| 10000033 | GC Fuji II LC, 50 Capsules, Assortment (10 each of A4, B2, B3, C2, 5 each of B4, D2) |
| 10000034 | GC Fuji II LC, 50 Capsules, A1 |
| 10000035 | GC Fuji II LC, 50 Capsules, A2 |
| 10000036 | GC Fuji II LC, 50 Capsules, A3 |
| 10000037 | GC Fuji II LC, 50 Capsules, A3.5 |
| 10000038 | GC Fuji II LC, 50 Capsules, A4 |
| 10000039 | GC Fuji II LC, 50 Capsules, B2 |
| 10000040 | GC Fuji II LC, 50 Capsules, B3 |
| 10000041 | GC Fuji II LC, 50 Capsules, B4 |
| 10000042 | GC Fuji II LC, 50 Capsules, C2 |
| 10000043 | GC Fuji II LC, 50 Capsules, C4 |
| 10000044 | GC Fuji II LC, 50 Capsules, D2 |
| **GC Fuji TRIAGE** | |
| 10000387 | GC Fuji TRIAGE, P/L Pink (15g Powder, 8ml (10g) Liquid, 5.7ml (6g)) + Dentin Conditioner |
| 10000388 | GC Fuji TRIAGE, P/L White (15g Powder, 8ml (10g) Liquid, 5.7ml (6g)) + Dentin Conditioner |
| 10000389 | GC Fuji TRIAGE, 50 Capsules, Pink |
| 10000390 | GC Fuji TRIAGE, 50 Capsules, White |
| **GC Fuji IX GP** | |
| 10000045 | GC Fuji IX, GP P/L Intro Package A3, 1-1 Pack (15g Powder, 6.4ml (8g) Liquid) |
| 10001768 | GC Fuji IX, GP P/L, 3-2 Pack (3 x 15g Powder: A2, A3, B3, 2 x 6.4ml Liquid) |
| 10000046 | GC Fuji IX GP, 15g Powder, A2 |
| 10000047 | GC Fuji IX GP, 15g Powder, A3 |
| 10000048 | GC Fuji IX GP, 15g Powder, A3.5 |
| 10000049 | GC Fuji IX GP, 15g Powder, B2 |
| 10000050 | GC Fuji IX GP, 15g Powder, B3 |
| 10000051 | GC Fuji IX GP, 15g Powder, C4 |
| 10000052 | GC Fuji IX GP, 6.4ml (8g) Liquid |
| 10000053 | GC Fuji IX GP, 50 Capsules, A2 |
| 10000054 | GC Fuji IX GP, 50 Capsules, A3 |
| 10000055 | GC Fuji IX GP, 50 Capsules, A3.5 |
| 10000056 | GC Fuji IX GP, 50 Capsules, B2 |
| 10000057 | GC Fuji IX GP, 50 Capsules, B3 |
| 10000058 | GC Fuji IX GP, 50 Capsules, C4 |
| **GC Fuji IX GP FAST** | |
| 10000324 | GC Fuji IX GP FAST, 50 Capsules, A1 |
| 10000078 | GC Fuji IX GP FAST, 50 Capsules, A2 |
| 10000079 | GC Fuji IX GP FAST, 50 Capsules, A3 |
| 10000080 | GC Fuji IX GP FAST, 50 Capsules, A3.5 |
| 10000081 | GC Fuji IX GP FAST, 50 Capsules, B2 |
| 10000082 | GC Fuji IX GP FAST, 50 Capsules, B3 |
| 10000083 | GC Fuji IX GP FAST, 50 Capsules, C4 |

| GC Fuji IX GP EXTRA | |
|---|---|
| 10000399 | GC Fuji IX GP EXTRA, 50 Capsules, Assorted (10 each of A2, A3, A3.5, B1, B3) |
| 10000400 | GC Fuji IX GP EXTRA, 50 Capsules, A1 |
| 10000401 | GC Fuji IX GP EXTRA, 50 Capsules, A2 |
| 10000402 | GC Fuji IX GP EXTRA, 50 Capsules, A3 |
| 10000403 | GC Fuji IX GP EXTRA, 50 Capsules, A3.5 |
| 10000404 | GC Fuji IX GP EXTRA, 50 Capsules, B1 |
| 10000405 | GC Fuji IX GP EXTRA, 50 Capsules, B2 |
| 10000406 | GC Fuji IX GP EXTRA, 50 Capsules, B3 |
| 10000407 | GC Fuji IX GP EXTRA, 50 Capsules, C4 |
| 10001030 | GC Fuji IX GP EXTRA, 1-1 Pack, A2 (15g Powder, 6.4ml Liquid) |
| 10001031 | GC Fuji IX GP EXTRA, 1-1 Pack, A3 (15g Powder, 6.4ml Liquid) |
| 10001034 | GC Fuji IX GP EXTRA, Powder 15g, A1 |
| 10001035 | GC Fuji IX GP EXTRA, Powder 15g, A2 |
| 10001036 | GC Fuji IX GP EXTRA, Powder 15g, A3 |
| 10001037 | GC Fuji IX GP EXTRA, Powder 15g, A3.5 |
| 10004948 | GC Fuji IX GP EXTRA, Powder 15g, B1 |
| 10001038 | GC Fuji IX GP EXTRA, Powder 15g, B2 |
| 10001039 | GC Fuji IX GP EXTRA, Powder 15g, B3 |
| 10001040 | GC Fuji IX GP EXTRA, Powder 15g, C4 |
| 10001028 | GC Fuji IX GP EXTRA, Liquid 15g / 6.4ml (8g) |
| **Accessories** | |
| 10000019 | GC CAVITY CONDITIONER, 6g (5.7ml) Liquid |
| 10000027 | GC DENTIN CONDITIONER, 25g (23.8ml) Liquid |
| 10000086 | GC Fuji PLUS, 6.5ml (7g) Conditioner |
| 10000415 | GC G-COAT PLUS, 4ml, Starter Kit |
| 10000002 | GC Fuji VARNISH, 10.4ml (10g) Bottle |
| 10000059 | GC Fuji COAT LC, 5.2ml (5g) Liquid |
| 10001806 | GC CAPSULE Applier III, (1) |
| 70000004 | GC CAPSULE Applier IV, (1) |
| 10000113 | GC COCOA BUTTER, Tube of 10g |

| EQUIA | |
|---|---|
| 10003320 | EQUIA, Intro Pack, 50 Capsules, Assorted (10 each of A2, A3, A3.5, B1, B3) + EQUIA Coat 4mL |
| 10003305 | EQUIA, Intro Pack, 50 Capsules, A2 + 1 Bottle EQUIA Coat 4mL |
| 10003306 | EQUIA, Intro Pack, 50 Capsules, A3 + 1 Bottle EQUIA Coat 4mL |
| 10003307 | EQUIA, Intro Pack, 50 Capsules, B2 + 1 Bottle EQUIA Coat 4mL |
| 10003329 | EQUIA, Intro Pack, 50 Capsules, SW + 1 Bottle EQUIA Coat 4mL |
| 10003308 | EQUIA, Promo Pack, 100 Capsules, A2 + 1 Bottle EQUIA Coat 4mL |
| 10003309 | EQUIA, Promo Pack, 2 x 50 Capsules, A2 - A3 + 1 Bottle EQUIA Coat 4mL |
| 10003310 | EQUIA, Promo Pack, 100 Capsules, A3 + 1 Bottle EQUIA Coat 4mL |
| 10003311 | EQUIA, Promo Pack, 2 x 50 Capsules, B2 - A3 + 1 Bottle EQUIA Coat 4mL |
| 10003330 | EQUIA, Promo Pack, SW + 1 Bottle EQUIA Coat 4mL |
| 10003439 | EQUIA, Clinic Pack, 250 Capsules, A2 + 1 Bottle EQUIA Coat 6mL |
| 10003440 | EQUIA, Clinic Pack, 250 Capsules, A3 + 1 Bottle EQUIA Coat 6mL |
| 10003441 | EQUIA, Clinic Pack, 250 Capsules, B2 + 1 Bottle EQUIA Coat 6mL |
| 10000857 | EQUIA Fil, Assorted Package, 50 Capsules (10 each of A2, A3, A3.5, B1, B3) |
| 10000858 | EQUIA Fil, Single Shade Pack, 50 Capsules, A1 |
| 10000859 | EQUIA Fil, Single Shade Pack, 50 Capsules, A2 |
| 10000860 | EQUIA Fil, Single Shade Pack, 50 Capsules, A3 |
| 10000861 | EQUIA Fil, Single Shade Pack, 50 Capsules, A3.5 |
| 10000862 | EQUIA Fil, Single Shade Pack, 50 Capsules, B1 |
| 10000863 | EQUIA Fil, Single Shade Pack, 50 Capsules, B2 |
| 10000864 | EQUIA Fil, Single Shade Pack, 50 Capsules, B3 |
| 10000865 | EQUIA Fil, Single Shade Pack, 50 Capsules, C4 |
| 10000995 | EQUIA Fil, Single Shade Pack, 50 Capsules, SW |
| 10000866 | EQUIA Coat, 4mL bottle |

| EQUIA Forte HT | |
|---|---|
| 10004846 | EQUIA Forte HT, Intro Pack, 20 capsules A2 + 20 Unitdoses of EQUIA Forte Coat |
| 10004796 | EQUIA Forte HT, Intro Pack, 20 capsules A3 + 20 Unitdoses of EQUIA Forte Coat |
| 10004950 | EQUIA Forte HT, Intro Pack, 20 capsules B2 + 20 Unitdoses of EQUIA Forte Coat |
| 10004866 | EQUIA Forte HT, Promo Pack, 100 capsules A2 + 1 bottle EQUIA Forte Coat 4mL |
| 10004848 | EQUIA Forte HT, Promo Pack, 2x50 capsules A2-A3 + 1 bottle EQUIA Forte Coat 4mL |
| 10004811 | EQUIA Forte HT, Promo Pack, 100 capsules A3 + 1 bottle EQUIA Forte Coat 4mL |
| 10004847 | EQUIA Forte HT, Promo Pack, 2x50 capsules A3-B2 + 1 bottle EQUIA Forte Coat 4mL |
| 10004863 | EQUIA Forte HT, Clinic Pack, 200 capsules A2 + 1 bottle EQUIA Forte Coat 4mL |
| 10004892 | EQUIA Forte HT, Clinic Pack, 200 capsules A3 + 1 bottle EQUIA Forte Coat 4mL |
| 10004874 | EQUIA Forte HT, Clinic Pack, 200 capsules B2 + 1 bottle EQUIA Forte Coat 4mL |
| 10004873 | EQUIA Forte HT, Refill Pack, 50 capsules A1 |
| 10004841 | EQUIA Forte HT, Refill Pack, 50 capsules A2 |
| 10004901 | EQUIA Forte HT, Refill Pack, 50 capsules A3 |
| 10004872 | EQUIA Forte HT, Refill Pack, 50 capsules A3.5 |
| 10004878 | EQUIA Forte HT, Refill Pack, 50 capsules B1 |
| 10004856 | EQUIA Forte HT, Refill Pack, 50 capsules B2 |
| 10004864 | EQUIA Forte HT, Refill Pack, 50 capsules B3 |
| 10004794 | EQUIA Forte HT, Refill Pack, 50 capsules C4 |
| 10004855 | EQUIA Forte HT, Refill Assorted Pack (10 capsules each of A2, A3, A3.5, B1, B3) |
| 10004885 | EQUIA Forte FlipCap Coat, 4mL bottle |
| 10003513 | EQUIA Forte Coat, 50 Unitdoses |

| D-Light Pro | |
|---|---|
| 70000008 | D-Light Pro Kit (Handpiece sleeve & electronic module, light-guide 8mm, battery packs x2, charging station, power supply, EU/UK adapters, hard eye-protection shield, soft eye-protection shields x3) |
| 70000118 | D-Light Pro handpiece sleeve |
| 70000010 | D-Light Pro battery pack |
| 70000119 | D-Light Pro charging station |
| 70000120 | D-Light Pro power supply & EU/UK adapters |
| 70000121 | D-Light Pro hard eye-protection shield |
| 70000078 | D-Light Pro high-strength light-guide 8mm |
| 70000025 | D-Light Pro soft eye-protection shields (x10) |
| **G-Premio BOND** | |
| 10001457 | G-Premio BOND Kit, 5mL Bottle + accessories |
| 10001458 | G-Premio BOND 3-Bottle Pack, 5mL x3 |
| 10001461 | G-Premio BOND Bottle Refill, 5mL |
| 10001242 | G-Premio BOND Unit Dose x50 pieces |
| 10001349 | G-Premio BOND DCA 5mL liquid |
| **G-ænial Bond** | |
| 10001367 | G-ænial Bond Kit, 5mL Bottle + accessories |
| 10001369 | G-ænial Bond 3-Bottle Pack, 5mL x3 |
| 10001371 | G-ænial Bond Bottle Refill, 5mL |
| **G-BOND** | |
| 10000354 | G-BOND Starter Kit, 5mL Bottle + accessories |
| 10000368 | G-BOND Starter Kit, Unit Dose x50 pieces |
| **G2-BOND Universal** | |
| 10006819 | G2-BOND Universal Bottle Kit |
| 10006821 | G2-BOND Universal 1-PRIMER,Bottle Refill, 5ml |
| 10006822 | G2-BOND Universal 2-BOND ,Bottle Refill, 5ml |
| 10006972 | G2-BOND Universal 1-PRIMER Bottle Cover |
| 10006973 | G2-BOND Universal 2-BOND Bottle Cover |

| everStick | |
|---|---|
| 10003404 | GC everStick Starter Kit (8cm everStickC&B, 8cm everStickPERIO, 30cm² everStickNET, everStickPOST Ø1.2 x5, GC Modeling Liquid 6mL Bottle, G-ænial Universal Flo 2mL syringe, StickREFIX D, StickSTEPPER, StickCARRIER) |
| 10003420 | everStick Intro Kit (8cm everStickC&B; 8cm everStickPERIO; StickREFIX D) |
| 10003421 | everStick, COMBI Kit (8cm everStickC&B; 8cm everStickPERIO; 30cm² everStickNET; everStickPOST Ø1.2 x5, StickSTEPPER, StickREFIX D) |
| 10003418 | everStickC&B, 2x12cm Refill |
| 10003419 | everStickC&B, 1x8cm Refill |
| 10003403 | everStickNET, 1x30cm² Refill |
| 10003407 | everStickPERIO, 2x12cm Refill |
| 10003417 | everStickPERIO, 1x8cm Refill |
| 10003416 | everStickORTHO, 2x12cm Refill |
| 10003412 | everStick POST Intro (posts Ø0,9 x5, posts Ø1,2 x5, posts Ø1,5 x5, GC Modeling Liquid 6mL Bottle |
| 10003413 | everStick POST, posts Ø0,9 Refill x10 |
| 10003414 | everStick POST, posts Ø1.2 Refill x10 |
| 10003415 | everStick POST, posts Ø1.5 Refill x10 |
| 10003409 | StickREFIX L (3+3 silicone instruments) |
| **NEW METAL STRIPS** | |
| 10000096 | GC Metal Strips, Assortment (All Grains), 12 x 1 |
| **EPITEX** | |
| 10000117 | GC EPITEX Starter Kit, Stand with Dispenser of each Grain |
| 10000122 | GC EPITEX Refill, 10m, Translucent Matrix |
| 10000118 | GC EPITEX Refill, 10m, Coarse (blue) |
| 10000120 | GC EPITEX Refill, 10m, Medium (green) |
| 10000119 | GC EPITEX Refill, 10m, Fine (grey) |
| 10000121 | GC EPITEX Refill, 10m, X-Fine (pink) |
| **DIAPOLISHER PASTE** | |
| 10000892 | GC DIAPOLISHER PASTE |
| **Modeling Liquid** | |
| 10001380 | GC Modeling Liquid Refill, Bottle 6mL |
| 10003387 | GC Composite Modeling Kit (Modeling Liquid 6mL, Gradia Brush Holder x2, Gradia Brush Flat x5, Gradia Brush Round x5, Mixing pads x1) |

| | |
|---|---|
| **G-ænial A'CHORD** | |
| 10006767 | G-ænial A'CHORD Layering Kit, 1 syringe x 2.1mL/ shade (A2; A3; AO2; AE; JE) |
| 10006768 | G-ænial A'CHORD Core Kit, 1 syringe x 2.1mL/ shade (A1; A2; A3; A3,5; A4) |
| 10006771 | G-ænial A'CHORD Bleach Kit, 1 syringe x 2.1mL/ shade (BW, BOW, JE) |
| 10006772 | G-ænial A'CHORD Layering Kit, 15 unitips x 0.16mL/ shade (A2; A3; AO2; AE; JE) |
| 10006773 | G-ænial A'CHORD Core Kit, 15 unitips x 0.16ml / shade (A1; A2; A3; A3,5; A4) |
| 10006739 | G-ænial A'CHORD, Syringe 1 x 2.1mL (4g), A1 |
| 10006740 | G-ænial A'CHORD, Syringe 1 x 2.1mL (4g), A2 |
| 10006741 | G-ænial A'CHORD, Syringe 1 x 2.1mL (4g), A3 |
| 10006742 | G-ænial A'CHORD, Syringe 1 x 2.1mL (4g), A3.5 |
| 10006743 | G-ænial A'CHORD, Syringe 1 x 2.1mL (4g), A4 |
| 10006744 | G-ænial A'CHORD, Syringe 1 x 2.1mL (4g), A5 |
| 10006745 | G-ænial A'CHORD, Syringe 1 x 2.1mL (4g), A6 |
| 10006747 | G-ænial A'CHORD, Syringe 1 x 2.1mL (4g), AO1 |
| 10006748 | G-ænial A'CHORD, Syringe 1 x 2.1mL (4g), AO2 |
| 10006749 | G-ænial A'CHORD, Syringe 1 x 2.1mL (4g), AO3 |
| 10006751 | G-ænial A'CHORD, Syringe 1 x 2.1mL (4g), JE (Junior Enamel), |
| 10006752 | G-ænial A'CHORD, Syringe 1 x 2.1mL (4g), AE (Adult Enamel) |
| 10006746 | G-ænial A'CHORD, Syringe 1 x 2.1mL (4g), BW (Bleach) |
| 10006750 | G-ænial A'CHORD, Syringe 1 x 2.1mL (4g), BOW (Opaque Bleach) |
| 10006753 | G-aenial A'CHORD, Unitip 15 x 0.16mL (0.3g), A1 |
| 10006754 | G-ænial A'CHORD, Unitip 15 x 0.16mL (0.3g), A2 |
| 10006755 | G-ænial A'CHORD, Unitip 15 x 0.16mL (0.3g), A3 |
| 10006756 | G-ænial A'CHORD, Unitip 15 x 0.16mL (0.3g), A3.5 |
| 10006757 | G-ænial A'CHORD, Unitip 15 x 0.16mL (0.3g), A4 |
| 10006758 | G-ænial A'CHORD, Unitip 15 x 0.16mL (0.3g), A5 |
| 10006759 | G-ænial A'CHORD, Unitip 15 x 0.16mL (0.3g), A6 |
| 10006761 | G-ænial A'CHORD, Unitip 15 x 0.16mL (0.3g), AO1 |
| 10006762 | G-ænial A'CHORD, Unitip 15 x 0.16mL (0.3g), AO2 |
| 10006763 | G-ænial A'CHORD, Unitip 15 x 0.16mL (0.3g), AO3 |
| 10006765 | G-ænial A'CHORD, Unitip 15 x 0.16mL (0.3g), JE (Junior Enamel) |
| 10006766 | G-ænial A'CHORD, Unitip 15 x 0.16mL (0.3g), AE (Adult Enamel) |
| 10006760 | G-ænial A'CHORD, Unitip 15 x 0.16mL (0.3g), BW (Bleach) |
| 10006764 | G-ænial A'CHORD, Unitip 15 x 0.16mL (0.3g), BOW (Opaque Bleach) |
| **G-ænial Anterior** | |
| 10000773 | G-ænial, Quick Start Kit Syringe (Syringes 2,7mL of A1, A2, A3, B2, JE, AE, IE + Shade Guide) |
| 10000772 | G-ænial, Quick Start Kit Unitip (5 Unitips each of A1, A2, A3, B2, JE, AE, IE + Shade Guide) |
| 10000823 | G-ænial Anterior, Syringe 2.7mL (4.7g), XBW |
| 10000803 | G-ænial Anterior, Syringe 2.7mL (4.7g), BW |
| 10000804 | G-ænial Anterior, Syringe 2.7mL (4.7g), A1 |
| 10000805 | G-ænial Anterior, Syringe 2.7mL (4.7g), A2 |
| 10000806 | G-ænial Anterior, Syringe 2.7mL (4.7g), A3 |
| 10000807 | G-ænial Anterior, Syringe 2.7mL (4.7g), A3.5 |
| 10000808 | G-ænial Anterior, Syringe 2.7mL (4.7g), A4 |
| 10000824 | G-ænial Anterior, Syringe 2.7mL (4.7g), B1 |
| 10000809 | G-ænial Anterior, Syringe 2.7mL (4.7g), B2 |
| 10000810 | G-ænial Anterior, Syringe 2.7mL (4.7g), B3 |
| 10000811 | G-ænial Anterior, Syringe 2.7mL (4.7g), C3 |
| 10000812 | G-ænial Anterior, Syringe 2.7mL (4.7g), CV |
| 10000813 | G-ænial Anterior, Syringe 2.7mL (4.7g), CVD |
| 10000814 | G-ænial Anterior, Syringe 2.7mL (4.7g), AO2 |
| 10000815 | G-ænial Anterior, Syringe 2.7mL (4.7g), AO3 |
| 10000816 | G-ænial Anterior, Syringe 2.7mL (4.7g), AO4 |
| 10000817 | G-ænial Anterior, Syringe 2.7mL (4.7g), JE |
| 10000818 | G-ænial Anterior, Syringe 2.7mL (4.7g), AE |
| 10000819 | G-ænial Anterior, Syringe 2.7mL (4.0g), TE |
| 10000820 | G-ænial Anterior, Syringe 2.7mL (4.7g), IE |
| 10000821 | G-ænial Anterior, Syringe 2.7mL (4.7g), SE |
| 10000822 | G-ænial Anterior, Syringe 2.7mL (4.7g), CVE |
| 10000795 | G-ænial Anterior, Unitip 10x0.16mL (0.28g), XBW |
| 10000783 | G-ænial Anterior, Unitip 10x0.16mL (0.28g), BW |
| 10000775 | G-ænial Anterior, Unitip 20x0.16mL (0.28g), A1 |
| 10000776 | G-ænial Anterior, Unitip 20x0.16mL (0.28g), A2 |
| 10000777 | G-ænial Anterior, Unitip 20x0.16mL (0.28g), A3 |
| 10000778 | G-ænial Anterior, Unitip 20x0.16mL (0.28g), A3.5 |
| 10000784 | G-ænial Anterior, Unitip 10x0.16mL (0.28g), A4 |
| 10000796 | G-ænial Anterior, Unitip 10x0.16mL (0.28g), B1 |
| 10000785 | G-ænial Anterior, Unitip 10x0.16mL (0.28g), B2 |
| 10000786 | G-ænial Anterior, Unitip 10x0.16mL (0.28g), B3 |
| 10000787 | G-ænial Anterior, Unitip 10x0.16mL (0.28g), C3 |
| 10000780 | G-ænial Anterior, Unitip 20x0.16mL (0.28g), CV |
| 10000788 | G-ænial Anterior, Unitip 10x0.16mL (0.28g), CVD |
| 10000789 | G-ænial Anterior, Unitip 10x0.16mL (0.28g), AO2 |
| 10000779 | G-ænial Anterior, Unitip 20x0.16mL (0.28g), AO3 |
| 10000790 | G-ænial Anterior, Unitip 10x0.16mL (0.28g), AO4 |
| 10000791 | G-ænial Anterior, Unitip 10x0.16mL (0.28g), JE |
| 10000781 | G-ænial Anterior, Unitip 20x0.16mL (0.28g), AE |
| 10000792 | G-ænial Anterior, Unitip 10x0.16mL (0.28g), TE |
| 10000782 | G-ænial Anterior, Unitip 20x0.16mL (0.28g), IE |
| 10000793 | G-ænial Anterior, Unitip 10x0.16mL (0.28g), SE |
| 10000794 | G-ænial Anterior, Unitip 10x0.16mL (0.28g), CVE |
| 10000774 | G-ænial Shade Guide |
| **G-ænial Posterior** | |
| 10000825 | G-ænial Posterior, Syringe 2.7mL (5.5g), P-A1 |
| 10000826 | G-ænial Posterior, Syringe 2.7mL (5.5g), P-A2 |
| 10000827 | G-ænial Posterior, Syringe 2.7mL (5.5g), P-A3 |
| 10000828 | G-ænial Posterior, Syringe 2.7mL (5.5g), P-A3.5 |
| 10000829 | G-ænial Posterior, Syringe 2.7mL (5.5g), P-JE |
| 10000830 | G-ænial Posterior, Syringe 2.7mL (5.5g), P-IE |
| 10000797 | G-ænial Posterior, Unitip 20x0.16mL (0.33g), P-A1 |
| 10000798 | G-ænial Posterior, Unitip 20x0.16mL (0.33g), P-A2 |
| 10000799 | G-ænial Posterior, Unitip 20x0.16mL (0.33g), P-A3 |
| 10000800 | G-ænial Posterior, Unitip 20x0.16mL (0.33g), P-A3.5 |
| 10000801 | G-ænial Posterior, Unitip 20x0.16mL (0.33g), P-JE |
| 10000802 | G-ænial Posterior, Unitip 20x0.16mL (0.33g), P-IE |
| **G-ænial Universal Injectable** | |
| 10003703 | G-ænial Universal Injectable, Syringe 1mL (1,7g), XBW |
| 10003704 | G-ænial Universal Injectable, Syringe 1mL (1,7g), BW |
| 10003705 | G-ænial Universal Injectable, Syringe 1mL (1,7g), A1 |
| 10003706 | G-ænial Universal Injectable, Syringe 1mL (1,7g), A2 |
| 10003707 | G-ænial Universal Injectable, Syringe 1mL (1,7g), A3 |
| 10003708 | G-ænial Universal Injectable, Syringe 1mL (1,7g), A3.5 |
| 10003709 | G-ænial Universal Injectable, Syringe 1mL (1,7g), A4 |
| 10003710 | G-ænial Universal Injectable, Syringe 1mL (1,7g), B1 |
| 10003711 | G-ænial Universal Injectable, Syringe 1mL (1,7g), B2 |
| 10003712 | G-ænial Universal Injectable, Syringe 1mL (1,7g), CV |
| 10003713 | G-ænial Universal Injectable, Syringe 1mL (1,7g), CVD |
| 10003714 | G-ænial Universal Injectable, Syringe 1mL (1,7g), AO1 |
| 10003715 | G-ænial Universal Injectable, Syringe 1mL (1,7g), AO2 |
| 10003716 | G-ænial Universal Injectable, Syringe 1mL (1,7g), AO3 |
| 10003717 | G-ænial Universal Injectable, Syringe 1mL (1,7g), JE |
| 10003718 | G-ænial Universal Injectable, Syringe 1mL (1,7g), AE |
| **G-ænial Universal Flo** | |
| 10000849 | G-ænial Universal Flo, Syringe 2mL (3.4g), BW |
| 10000838 | G-ænial Universal Flo, Syringe 2mL (3.4g), A1 |
| 10000839 | G-ænial Universal Flo, Syringe 2mL (3.4g), A2 |
| 10000840 | G-ænial Universal Flo, Syringe 2mL (3.4g), A3 |
| 10000841 | G-ænial Universal Flo, Syringe 2mL (3.4g), A3.5 |
| 10000842 | G-ænial Universal Flo, Syringe 2mL (3.4g), A4 |
| 10000843 | G-ænial Universal Flo, Syringe 2mL (3.4g), B1 |
| 10000844 | G-ænial Universal Flo, Syringe 2mL (3.4g), B2 |
| 10000845 | G-ænial Universal Flo, Syringe 2mL (3.4g), B3 |
| 10000846 | G-ænial Universal Flo, Syringe 2mL (3.4g), C3 |
| 10000850 | G-ænial Universal Flo, Syringe 2mL (3.4g), CV |
| 10000847 | G-ænial Universal Flo, Syringe 2mL (3.4g), AO2 |
| 10000848 | G-ænial Universal Flo, Syringe 2mL (3.4g), AO3 |
| 10000851 | G-ænial Universal Flo, Syringe 2mL (3.4g), JE |
| 10000852 | G-ænial Universal Flo, Syringe 2mL (3.4g), AE |
| **G-ænial Flo X** | |
| 10003361 | G-ænial Flo X, Syringe 2mL (3.6g), A1 |
| 10003362 | G-ænial Flo X, Syringe 2mL (3.6g), A2 |
| 10003363 | G-ænial Flo X, Syringe 2mL (3.6g), A3 |
| 10003364 | G-ænial Flo X, Syringe 2mL (3.6g), A3.5 |
| 10003365 | G-ænial Flo X, Syringe 2mL (3.6g), A4 |
| 10003366 | G-ænial Flo X, Syringe 2mL (3.6g), CV |
| 10003367 | G-ænial Flo X, Syringe 2mL (3.6g), AO2 |
| 10003368 | G-ænial Flo X, Syringe 2mL (3.6g), AO3 |
| **Essentia** | |
| 10003517 | Essentia, Starter Kit Syringe (Syringe 2mL of LD; MD; DD; LE; DE; U; ML +shade guide) |
| 10003543 | Essentia, Starter Kit Unitip (5 unitips each of LD; MD; DD; LE; DE; U +Syringe 2mL ML + shade guide) |
| 10003533 | Essentia, Modifier Kit (Syringe 2.4mL of RBM, BM, WM; Syringe 2mL OM) |
| 10003519 | Essentia, Syringe 2mL (3.4g), LD |
| 10003520 | Essentia, Syringe 2mL (3.4g), MD |
| 10003521 | Essentia, Syringe 2mL (3.4g), DD |
| 10003522 | Essentia, Syringe 2mL (3.8g), LE |
| 10003523 | Essentia, Syringe 2mL (3.8g), DE |
| 10003525 | Essentia, Syringe 2mL (3.4g), ML |
| 10003544 | Essentia, Unitip 15x0.16mL (0.27g), LD |
| 10003545 | Essentia, Unitip 15x0.16mL (0.27g), MD |
| 10003546 | Essentia, Unitip 15x0.16mL (0.27g), DD |
| 10003547 | Essentia, Unitip 15x0.16mL (0.30g), LE |
| 10003548 | Essentia, Unitip 15x0.16mL (0.30g), DE |
| 10003549 | Essentia, Unitip 15x0.16mL (0.32g), U |
| 10003535 | Essentia, Syringe 2.4mL (2.5g), RBM |
| 10003536 | Essentia, Syringe 2.4mL (2.5g), BM |
| 10003537 | Essentia, Syringe 2.4mL (2.5g), WM |
| 10003538 | Essentia, Syringe 2mL (3.8g), OM |
| **Essentia Universal** | |
| 10003524 | Essentia, Syringe 2mL (4.0g), U |
| 10003383 | Essentia HiFlo, Syringe 2mL (3,6g), U |
| 10003385 | Essentia LoFlo, Syringe 2mL (3,4g), U |
| **GRADIA DIRECT Anterior** | |
| 10000326 | GRADIA DIRECT, Introductory Kit (Syringe 2.7mL of A2, A3, A3.5, AO3, CV, CT, P-A2 + Shade Guide) |
| 10000285 | GRADIA DIRECT, Introductory Kit (5 Unitips of each A2, A3, A3.5, AO3, CV, CT, P-A2 + Shade Guide) |
| 10000352 | GRADIA DIRECT, Anterior, Syringe 2.7mL (4g), XBW |
| 10000337 | GRADIA DIRECT, Anterior, Syringe 2.7mL (4g), BW |
| 10000305 | GRADIA DIRECT, Anterior, Syringe 2.7mL (4g), A1 |
| 10000306 | GRADIA DIRECT, Anterior, Syringe 2.7mL (4g), A2 |
| 10000307 | GRADIA DIRECT, Anterior, Syringe 2.7mL (4g), A3 |
| 10000308 | GRADIA DIRECT, Anterior, Syringe 2.7mL (4g), A3.5 |
| 10000329 | GRADIA DIRECT, Anterior, Syringe 2.7mL (4g), A4 |
| 10000351 | GRADIA DIRECT, Anterior, Syringe 2.7mL (4g), B1 |
| 10000330 | GRADIA DIRECT, Anterior, Syringe 2.7mL (4g), B2 |
| 10000331 | GRADIA DIRECT, Anterior, Syringe 2.7mL (4g), B3 |
| 10000332 | GRADIA DIRECT, Anterior, Syringe 2.7mL (4g), C3 |
| 10000310 | GRADIA DIRECT, Anterior, Syringe 2.7mL (4g), CV |
| 10000335 | GRADIA DIRECT, Anterior, Syringe 2.7mL (4g), CVD |
| 10000333 | GRADIA DIRECT, Anterior, Syringe 2.7mL (4g), AO2 |
| 10000309 | GRADIA DIRECT, Anterior, Syringe 2.7mL (4g), AO3 |
| 10000334 | GRADIA DIRECT, Anterior, Syringe 2.7mL (4g), AO4 |
| 10000340 | GRADIA DIRECT, Anterior, Syringe 2.7mL (4g), DT |
| 10000336 | GRADIA DIRECT, Anterior, Syringe 2.7mL (4g), CT |
| 10000339 | GRADIA DIRECT, Anterior, Syringe 2.7mL (4g), GT |
| 10000311 | GRADIA DIRECT, Anterior, Syringe 2.7mL (4g), NT |
| 10000338 | GRADIA DIRECT, Anterior, Syringe 2.7mL (4g), WT |
| 10000341 | GRADIA DIRECT, Anterior, Syringe 2.7mL (4g), CVT |
| 10000350 | GRADIA DIRECT, Anterior, Unitip 10x0.16mL (0.24g), XBW |
| 10000300 | GRADIA DIRECT, Anterior, Unitip 10x0.16mL (0.24g), BW |
| 10000286 | GRADIA DIRECT, Anterior, Unitip 20x0.16mL (0.24g), A1 |
| 10000287 | GRADIA DIRECT, Anterior, Unitip 20x0.16mLI (0.24g), A2 |
| 10000288 | GRADIA DIRECT, Anterior, Unitip 20x0.16mL (0.24g), A3 |
| 10000289 | GRADIA DIRECT, Anterior, Unitip 20x0.16mL (0.24g), A3.5 |
| 10000293 | GRADIA DIRECT, Anterior, Unitip 10x0.16mL (0.24g), A4 |
| 10000349 | GRADIA DIRECT, Anterior, Unitip 10x0.16mL (0.24g), B1 |
| 10000294 | GRADIA DIRECT, Anterior, Unitip 10x0.16mL (0.24g), B2 |
| 10000295 | GRADIA DIRECT, Anterior, Unitip 10x0.16mL (0.24g), B3 |
| 10000296 | GRADIA DIRECT, Anterior, Unitip 10x0.16mL (0.24g), C3 |
| 10000291 | GRADIA DIRECT, Anterior, Unitip 20x0.16mL (0.24g), CV |
| 10000299 | GRADIA DIRECT, Anterior, Unitip 10x0.16mL (0.24g), CVD |
| 10000297 | GRADIA DIRECT, Anterior, Unitip 10x0.16mL (0.24g), AO2 |
| 10000290 | GRADIA DIRECT, Anterior, Unitip 20x0.16mL (0.24g), AO3 |
| 10000298 | GRADIA DIRECT, Anterior, Unitip 10x0.16mL (0.24g), AO4 |
| 10000327 | GRADIA DIRECT, Anterior, Unitip 20x0.16mL (0.24g), DT |
| 10000301 | GRADIA DIRECT, Anterior, Unitip 10x0.16mL (0.24g), CT |
| 10000303 | GRADIA DIRECT, Anterior, Unitip 10x0.16mL (0.24g), GT |
| 10000292 | GRADIA DIRECT, Anterior, Unitip 20x0.16mL (0.24g), NT |
| 10000302 | GRADIA DIRECT, Anterior, Unitip 10x0.16mL (0.24g), WT |
| 10000304 | GRADIA DIRECT, Anterior, Unitip 10x0.16mL (0.24g), CVT |
| **GRADIA DIRECT Posterior** | |
| 10000317 | GRADIA DIRECT, Posterior, Syringe 2.7mL (4.7g), P-A1 |
| 10000318 | GRADIA DIRECT, Posterior, Syringe 2.7mL (4.7g), P-A2 |
| 10000319 | GRADIA DIRECT, Posterior, Syringe 2.7mL (4.7g), P-A3 |
| 10000320 | GRADIA DIRECT, Posterior, Syringe 2.7mL (4.7g), P-A3.5 |
| 10000342 | GRADIA DIRECT, Posterior, Syringe 2.7mL (4.7g), P-WT |
| 10000321 | GRADIA DIRECT, Posterior, Syringe 2.7mL (4.7g), P-NT |
| 10000312 | GRADIA DIRECT, Posterior, Unitip 20x0.16mL (0.28g), P-A1 |
| 10000313 | GRADIA DIRECT, Posterior, Unitip 20x0.16mL (0.28g), P-A2 |
| 10000314 | GRADIA DIRECT, Posterior, Unitip 20x0.16mL (0.28g), P-A3 |
| 10000315 | GRADIA DIRECT, Posterior, Unitip 20x0.16mL (0.28g), P-A3.5 |
| 10000328 | GRADIA DIRECT, Posterior, Unitip 20x0.16mL (0.28g), P-WT |
| 10000316 | GRADIA DIRECT, Posterior, Unitip 20x0.16mL (0.28g), P-NT |
| **GRADIA DIRECT X** | |
| 10000428 | GRADIA DIRECT X, Syringe 2.7mL (5g), X-A1 |
| 10000429 | GRADIA DIRECT X, Syringe 2.7mL (5g), X-A2 |
| 10000430 | GRADIA DIRECT X, Syringe 2.7mL (5g), X-A3 |
| 10000431 | GRADIA DIRECT X, Syringe 2.7mL (5g), X-A3.5 |
| 10000433 | GRADIA DIRECT, Syringe 2.7mL (5g), X-AO2 |
| 10000432 | GRADIA DIRECT X, Syringe 2.7mL (5g), X-WT |
| 10000422 | GRADIA DIRECT X, Unitip 20x0.16mL (0.3g), X-A1 |
| 10000423 | GRADIA DIRECT X, Unitip 20x0.16mL (0.3g), X-A2 |
| 10000424 | GRADIA DIRECT X, Unitip 20x0.16mL (0.3g), X-A3 |
| 10000425 | GRADIA DIRECT X, Unitip 20x0.16mL (0.3g), X-A3.5 |
| 10000427 | GRADIA DIRECT X, Unitip 10x0.16mL (0.3g), X-AO2 |
| 10000426 | GRADIA DIRECT X, Unitip 20x0.16mL (0.3g), X-WT |
| **GRADIA DIRECT LoFlo** | |
| 10000361 | GRADIA DIRECTLoFlo, Syringe 2x0.8mL (1.3g), A1 |
| 10000362 | GRADIA DIRECT LoFlo, Syringe 2x0.8mL (1.3g), A2 |
| 10000363 | GRADIA DIRECT LoFlo, Syringe 2x0.8mL (1.3g), A3 |
| 10000364 | GRADIA DIRECT LoFlo, Syringe 2x0.8mL (1.3g), A3.5 |
| 10000365 | GRADIA DIRECT LoFlo, Syringe 2x0.8mL (1.3g), AO3 |
| 10000366 | GRADIA DIRECT LoFlo, Syringe 2x0.8mL (1.3g), CV |
| 10000367 | GRADIA DIRECT LoFlo, Syringe 2x0.8mL (1.3g), BW |
| **GRADIA DIRECT Flo** | |
| 10000355 | GRADIA DIRECT Flo, Syringe 2x0.8mL (1.5g), A1 |
| 10000356 | GRADIA DIRECT Flo, Syringe 2x0.8mL (1.5g), A2 |
| 10000357 | GRADIA DIRECT Flo, Syringe 2x0.8mL (1.5g), A3 |
| 10000358 | GRADIA DIRECT Flo, Syringe 2x0.8mL (1.5g), A3.5 |
| 10000359 | GRADIA DIRECT Flo, Syringe 2x0.8mL (1.5g), AO3 |
| 10000360 | GRADIA DIRECT Flo, Syringe 2x0.8mL (1.5g), CV |
| 10000369 | GRADIA DIRECT Flo, Syringe 2x0.8mL (1.5g), BW |
| **everX Flow** | |
| 10001488 | everX Flow, Syringe 2ml (3.7g), Bulk shade |
| 10001489 | everX Flow, Syringe 2ml (3.7g), Dentin shade |
| **everX Posterior** | |
| 10001048 | GC everX Posterior, 15x0.13mL (0.25g) Unitips |
| 10001148 | GC everX Posterior, 50x0.13mL (0.25g) Unitips |
| **GRADIA CORE** | |
| 10004896 | GRADIA CORE, Intro Package (Gradia Core Kit + Gradia Core Cartridge Dispenser) |
| 10004816 | GRADIA CORE, Kit (GRADIA CORE Cartridge, G-Premio BOND; G-Premio BOND DCA + accessories) |
| 10000765 | GRADIA CORE, Cartridge Refill 10mL + 20 GC Automix Tips for Endo |
| 70000068 | GRADIA CORE, Cartridge Dispenser |

RESTORATIVE
SOLUTIONS

**GC EUROPE N.V.**
Head Office
Researchpark,
Haasrode-Leuven 1240
Interleuvenlaan 33, B-3001 Leuven
Tel. +32 16 74 10 00
Fax.+32 16 40 48 32
info.gce@gc.dental
https://www.gc.dental/europe

**GC UNITED KINGDOM Ltd.**
Coopers Court Newport Pagnell
Buckinghamshire MK16 8JS
United Kingdom
Tel. +44 1908 218 999
Fax.+44 1908 218 900
info.uk@gc.dental
https://www.gc.dental/europe/en-GB

z O LF EN 02 109 - 08/25