

G-CEM™ Veneer

Light-cure resin cement for high aesthetic demand with easy placement.

The perfect flow



Since 1921
100 years of Quality in Dental



G-CEM Veneer from GC

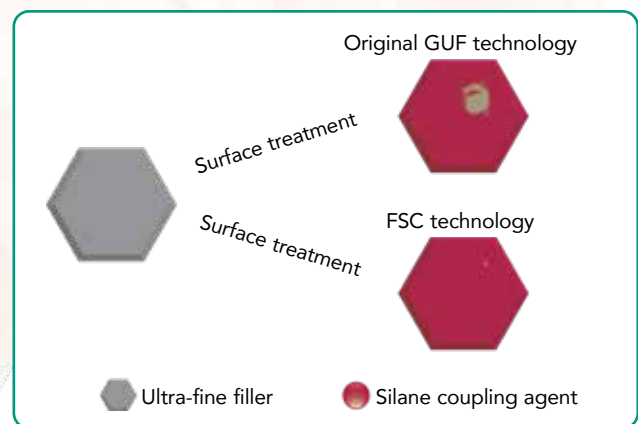
The perfect flow

An aesthetic cement with simple application and high mechanical properties.

G-CEM Veneer has all the ingredients to ensure the most stunning end result for a confident smile. The secret is in its optimally balanced formula with **Full-coverage Silane Coating (FSC) technology**. This innovative filler treatment allows a high filler rate to be achieved with homogeneous repartition of fillers in the matrix. The result: **unique handling and excellent physical properties**.

Full-coverage Silane Coating (FSC)

G-CEM Veneer is made using the **latest innovation in filler technology (Full-coverage Silane Coating, FSC)**. The surface of the fillers is almost fully coated by the silane coupling agent, offering a perfect connection between the fillers and matrix. This new technology enables to disperse a **higher amount of fillers (filler rate 69% w/w)** in a very efficient way and leads to a **thixotropic consistency**.



Advantages of thixotropy

Thanks to the new FSC technology, G-CEM Veneer is **very thixotropic**. It stays in place when untouched and is fluid while put under pressure. This way, the entire restoration surface is uniformly covered without voids, while the film thickness is kept to a minimum. **The result: a perfect fit!**

Another benefit of the FSC technology: **G-CEM Veneer is not sticky**. Therefore, it is easy to apply with high precision and **easy to remove excess**. The optimally balanced flow makes the cement particularly user-friendly and efficient in comparison with highly flowable or pre-heated conventional composites.

This unique consistency makes G-CEM Veneer the **ideal partner for all your aesthetic restorations**.

G-CEM Veneer



Competitor

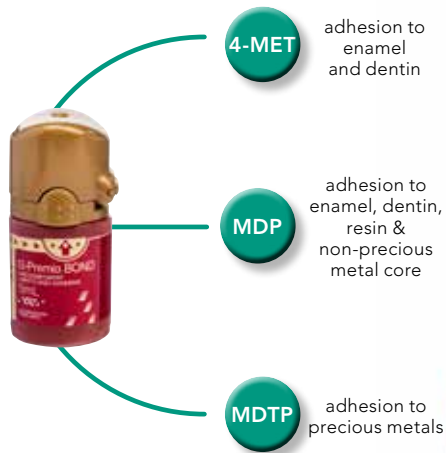


Ease-up the difficult steps.

Combined with G-Multi PRIMER a universal primer, and G-Premio BOND, a universal bonding, G-CEM Veneer ensures a stable and durable adhesion to all types of substrates and preparations. **Cementation of veneers, inlays & onlays become truly standardised.**

G-Premio BOND

G-Premio BOND is a **truly universal adhesive** with a proven formula, which **bonds to all preparations** for strong and durable adhesion. G-Premio BOND contains three functional monomers to bond to every preparation, whether it is to dentine, enamel, metal or composite. G-Premio BOND can be used in **both etching modes** recommended for thin restorations like veneers : selective etching of enamel or total etch. After light-curing the bonding layer is thin and uniform, allowing a **perfect adaptation** of the restoration at all times.



G-Multi PRIMER

G-Multi PRIMER is a **universal primer** using three different chemical agents to ensure a durable adhesion in all situations. By adding silane to the primer and not to the bonding, **stability of the adhesion is assured.**



STRAIGHTFORWARD APPLICATION STEPS

0. Before



Four aesthetic shades

G-CEM Veneer comes in four different shades. They were carefully selected to cover all aesthetic needs.

1. Restoration try-in



Predictable end result

With the G-CEM Try-in Paste you can easily predict your end result. It helps in selecting the correct shade and opacity.

2. Preparation etching



Choose your etching mode

Etch the enamel margins or use a total etch approach for minimal preparations that are localised mainly in the enamel.

3. Apply G-Premio BOND



Bonding to all substrates

G-Premio BOND's proven formula ensures bonding to all substrates. It is separately cured and so thin that it does not interfere with the seating of the restoration.



G-CEM Veneer

Excellent polymerisation

G-CEM Veneer can be efficiently light-cured through restorations <2 mm with sufficient translucency. Indicated for composite and ceramic veneers, inlays and onlays.

Extremely wear-resistant

The smooth and glossy surface is kept over time due to a high wear resistance, preventing marginal gap formation, and withstanding discolouration. The FSC technology and improved matrix prevent particle loss and ensure a homogeneous distribution of the fillers.

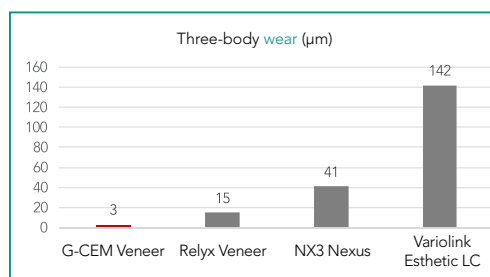
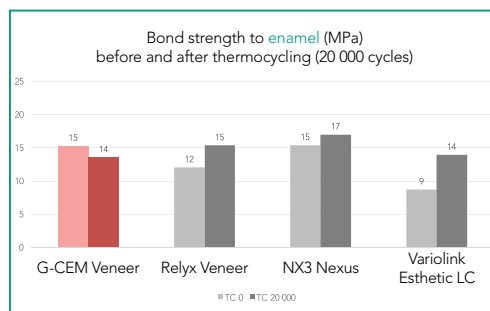
Low film thickness

The benefits of strength combined with the perfect flow... An excellent fit is obtained without the need for preheating!



G-CEM Try-in Paste

The shades of G-CEM Try-in Paste perfectly match the four shades of G-CEM Veneer. They are water-based for an easy removal after application.



Source: GC R&D, Japan. Data on file.

4. Apply G-Multi PRIMER



Bonding to all restorations

After correct pretreatment (etching or sandblasting), G-Multi PRIMER ensures stable adhesion to all aesthetic restoratives.

5. Cementation



Precise application

The thixotropy and long working time allow precise application.

6. Excess removal



Easy clean-up

Tack-curing for 1-2 seconds before removal is optional. After the final light curing, margins can be easily finished and polished to high gloss to minimise plaque retention.

7. Final



Durable outcome

The high colour stability and excellent mechanical properties ensure a durable and qualitative end result.

Be amazed by its performance.


Superior performance

G-CEM Veneer is highly filled and **extremely resistant to wear**.

With G-Premio BOND and G-Multi PRIMER, it ensures **high bond strength for durable, aesthetic restorations**. It has mechanical properties similar to paste-like composites, yet with the easy handling resulting from the low viscosity.



Courtesy of Dr. J Mattiussi, Italy



Fluorescence of 0.5 mm disks. A: G-CEM Veneer; B: Variolink Esthetic DC; C: Panavia V5; D: NX3 Nexus; E: Calibra; F: RelyX Unicem

Natural aesthetics

G-CEM Veneer adapts to all demanding aesthetic cases, by providing a **natural result**.

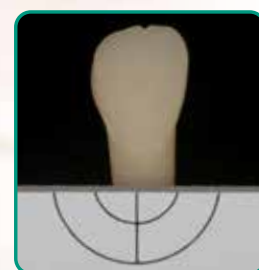
G-CEM Veneer's **fluorescence** is adjusted to that of natural teeth. It will appear inconspicuously under all light circumstances.

Four shades cover all

Four shades with optimised blend-in effect were carefully selected for a perfect colour integration in all cases while limiting the required number of shades. With the try-in paste, you can verify that the selected shade will give you the desired aesthetic result.



A2



Translucent



Opaque



Bleach

G-CEM Veneer from GC

Unique handling, superior strength.



A2

The standard for luting most of your prosthetic pieces.



Translucent

Perfect for very thin restorations to preserve the natural shade.



Opaque

Used to mask discoloured substrates when needed.



Bleach

Used to increase opacity and brightness when pearly white teeth are desired.

G-CEM Veneer	
G-CEM Veneer Starter Kit	
10001382	2x G-CEM Veneer Refill A2 & TR, 2x Try-in Paste Refill A2 & TR, 1x G-Multi PRIMER, 1x G-Premio BOND, 45x needle tips
G-CEM Veneer Refill 1 ml (1.7 g) + 10 dispensing tips	
10001383	G-CEM Veneer A2
10001384	G-CEM Veneer Translucent (TR)
10001385	G-CEM Veneer Opaque (OP)
10001386	G-CEM Veneer Bleach (BL)
G-CEM Try-in paste 1.2 ml (1.5 g)	
10001484	G-CEM Try-in Paste A2
10001485	G-CEM Try-in Paste Translucent
10001486	G-CEM Try-in Paste Opaque
10001487	G-CEM Try-in Paste Bleach
Related products	
10003735	GC dispensing tips long needle (30 pcs.)
10001350	GC G-Multi PRIMER 5 ml
10001461	GC G-Premio BOND, Refill 5 ml

G-CEM Try-in Paste, G-CEM Veneer, G-Multi PRIMER and G-Premio BOND are trademarks of GC. Calibra, NX3 Nexus, Panavia V5, RelyX Unicem and Variolink Esthetic DC are not trademarks of GC.



Download our GC Luting Guide for step-by-step instructions for each cementation option.



GC EUROPE N.V.

Head Office
Researchpark,
Haasrode-Leuven 1240
Interleuvenlaan 33, B-3001 Leuven
Tel. +32 16 74 10 00
Fax.+32 16 40 48 32
info.gce@gc.dental
<https://www.gc.dental/europe>

GC UNITED KINGDOM Ltd.

Coopers Court Newport Pagnell
Buckinghamshire
MK16 8JS
United Kingdom
Tel. +44 1908 218 999
Fax.+44 1908 218 900
info.uk@gc.dental
<https://www.gc.dental/europe/en-GB>