

Where innovation meets indication



# GRADIA<sup>®</sup> PLUS from GC

Modular composite system  
for indirect restorations



Since 1921  
100 years of Quality in Dental

Light-cured composites for dental restorations have continuously gained in popularity over the years, for obvious reasons. They stand out for their ease of use and speed, but also for their antagonist friendliness and shock absorption qualities ... all keys to success in a variety of clinical situations.

With a long tradition in composite technology, GC has developed GRADIA PLUS - a high-strength, nano-hybrid, light-curing indirect composite system. GRADIA PLUS has brightness, translucency, chroma and a natural opalescence in the oral environment that compares favourably to ceramics. It also has fewer standard colours and comes in a modular format, offering you productivity, flexibility and individuality.


Where innovation meets indication





5

Discover GRADIA PLUS,  
the state-of-the-art  
indirect composite system  
that will exceed your restorative  
material expectations  
over a wide range of indications  
and techniques,  
from classic or multi-chromatic build-up  
to monolithic approaches.



6

As well as lifelike tooth shades, GRADIA PLUS offers a solution for the most complex "red" aesthetic cases.



GRADIA PLUS sets new standards for composite indirect techniques with improved aesthetics and superior mechanical properties, ensuring a long-term, permanent solution.

## When only the best aesthetics will do

Meeting all aesthetic requirements is of paramount importance in today's dentistry. With the new GRADIA PLUS system from GC, you will be able to closely match any oral situation: both the white and the red, in the anterior and posterior region, from single crowns to full rehabilitations.

The GRADIA PLUS system encompasses all you need from the start, to create brightness, translucency, chroma and a natural opalescence in the oral environment similar to porcelain.

GRADIA PLUS will meet the needs of dentists and laboratory technicians who want an indirect restorative material for both anterior and posterior applications.



11



12



13



14



15



16



17

Regardless of your preferred approach - Layering or One Body - with GRADIA PLUS you can complete a wide range of clinical applications, from metal-free inlays, veneers and jacket crowns to frame-supported crowns and bridges and implant superstructures ... always achieving a highly aesthetic "red and white" reproduction.

GRADIA PLUS from GC – where white and red are in perfect harmony

The strength, durability and handling properties of the entire GRADIA PLUS shade range are the same, whether you are working with the V-shades or Gum shades, or are working with the Light Body or Heavy Body pastes.

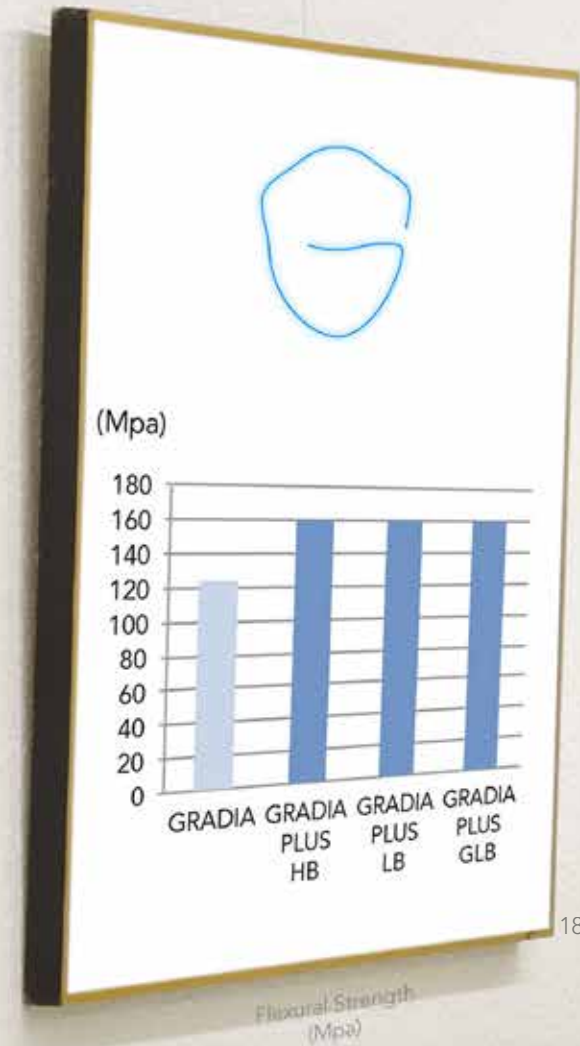
## When state-of-the-art technology is a must-have

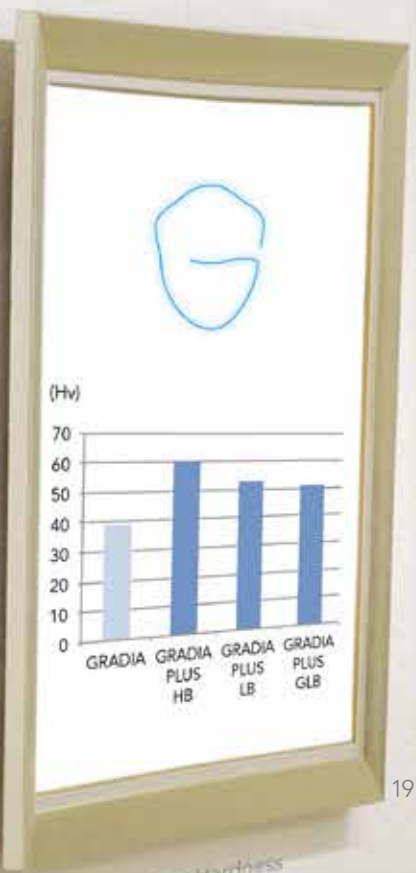
Today's patients not only expect their restorations to look perfect, they also expect that brilliant smile to last "forever".

GRADIA PLUS doesn't stand out just because of its aesthetic features; the technological evolution of this new material means it also stands out for its high wear-resistance, compacted surface and surface smoothness, and it therefore delivers durability and high gloss retention.

Besides being strong, GRADIA PLUS is also "gentle" on opposing teeth, making it particularly suitable for posterior high-wear, high-pressure restorations that are prone to chipping or cracking when made with porcelain. All of this is thanks to GC's nano-filler technology - using high-density and homogeneously dispersed ultra-fine fillers blended into the resin matrix - and it is all achieved just by light-curing.

GRADIA PLUS from GC – Where innovation meets indication





19

Vickers Hardness (Hv)



20

Occlusal Wear (vs bovin's enamel - μ) After 200,000 times



21



22



23

The ultra-fine fillers are homogeneously dispersed into the resin matrix offering a high-density network. Thanks to a special surface treatment of the ultra-fine fillers, the surface properties such as wear resistance and gloss retention are enhanced resulting in high-physical properties of all GRADIA PLUS pastes.

In high-aesthetic crown and bridge work, the layering technique  
- using both consistencies in the same restoration -  
offers an almost unlimited number of colour and texture combinations.



24



25



26



27



28





30



31



32

## When you will accept no compromises on handling

Besides aesthetics and mechanical properties, handling plays a very important role when selecting a restorative material. That is why GRADIA PLUS comes in different types of paste, each of them fine-tuned to their typical indication and area of application.

The **Heavy Body** pastes ensure a stable build-up of larger areas.

They keep their shape during the creation of internal dentin structures.

The paste is non-sticky and can be shaped with a modelling spatula.

You can use the **Light Body** shades separately or mixed together to create your own colour tone.

They are applied in smaller volumes using a modelling spatula or brush.



29

For fast and easy monolithical reproduction of standard V-shades, the single One Body pastes can be used with ideal results. As they are a "light body" type, they can easily be injected using a transparent mold and light-cured accordingly.



33



34



35



36



37



38

To match specific enamel areas you can easily create your own Light Body mixture: "Enamel-Opal" or "Transpa-Blue".  
To match more chromatic areas of dentin, simply mix your Light Body "Dentin-Orange".

The versatility of **Lustre Paint**, with its innovative internal and external paintable colours, will impress you. They can easily be mixed together to produce almost every colour nuance. You can even create your own preferred consistency using the Lustre Paint Diluting Liquid. On top of that, your beautiful work will have a high wear resistance and be protected thanks to our renowned nano-filler technology.

The GRADIA PLUS Lustre Paint colours make it incredibly easy to add long-lasting colour and surface gloss. Put this light-cured characterisation coating on the surface of your work and you will reduce the polishing stage, saving valuable time – and the technique is easy.



39



40



41



42

So, finally you have a composite system that can be mixed and that offers you a way of working similar to that of ceramic veneering.

GRADIA PLUS from GC – Where **handling** meets **technique**

When you just  
simple and

The colour range of this remarkable composite has been carefully chosen, fine-tuned and adapted to the needs of today's dentistry. With fewer standard colours but more individual mixing and layering options, GRADIA PLUS is more compact and cost-effective.

The unique modular concept allows you to step into the system wherever you like. There is always a set or a combination that will meet your demands regarding indications or technique, from classic or multi-chromatic build-up to a monolithic approach, with or without gingival colours.

GRADIA PLUS from GC –

43

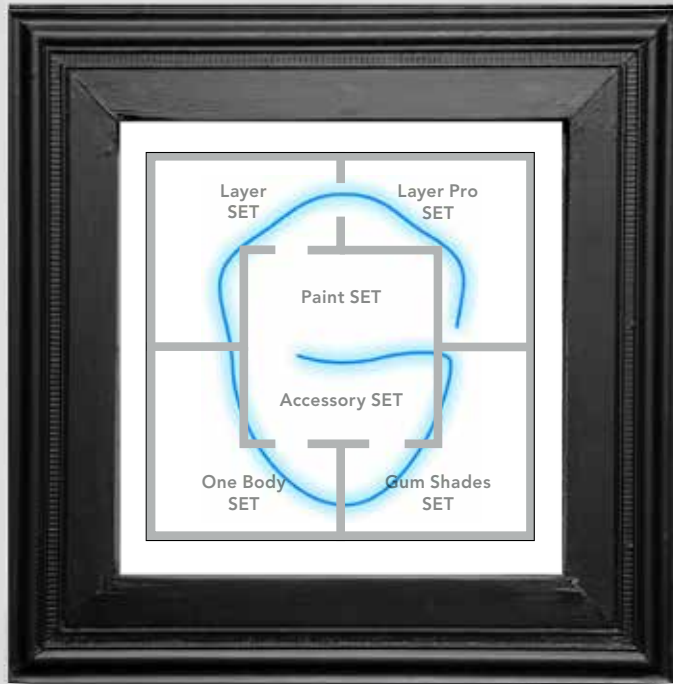
44

For the production of standard crown & bridge work using the layering technique: The combination of these three sets will enable you to create vitality and a natural appearance using fewer materials.

45

For the production of high-aesthetic crown and bridge work using the layering technique: The combination of these four sets will enable you to create an almost unlimited number of colour and texture combinations.

want something uncomplicated



46

Gum Shades Set  
Paint Set  
Accessory Set

GRADIA

The GRADIA PLUS approach offers a solution for the most complex "red" aesthetic cases: The combination of these two sets will allow you to closely match a patient's gingival tissue in colour and texture, regardless of their age or ethnicity.

47

One Body Set  
Paint Set  
Accessory Set

GRADIA

For a fast and easy monolithic reproduction of standard V-shades: the combination of these three sets will meet all your aesthetic and cost-efficiency demands.

48

GRADIA  
MONOLITHIC COMPOSITE FOR PERFECT REPRODUCTION

GRADIA PLUS - Gum

GUM SHADE  
Line

GUMSHADE BODY  
GUMSHADE BODY

GRADIA PLUS - One Body

DENTIN  
Line

BLACK  
Line

GRADIA PLUS - Lume Paint

GRADIA

where rational means modular



  
GRADIA



Labolight DUO  
is a true all-in-one light-curing device



50



51

## Two modes, one device, no double standards

All shades of GRADIA PLUS polymerise completely in short irradiation times with the all-new Labolight DUO from GC. Our state-of-the-art multifunctional light-curing device combines two curing modes: pre-curing (step mode) and final curing (full mode).

Equipped with the latest double wavelength LED technology, the Labolight DUO can be used to cure any of GC's composites in a safe and durable way, while the high-power outlet speeds up light-curing cycles. Its automated rotary system and reflective plate ensure that the light is distributed with optimum efficiency and that your work is exposed from all sides. The curing stand carefully positions the objects during all light-curing cycles.

This catalogue is illustrated with major works by dental artists from throughout whole Europe and the US:

MDT S. Maffei, Italy: 1-4-7-21-34-35-40-41-42  
MDT M. Brüsich, Germany: 2-9-10-16  
GC R&D internal data, Japan 06/2016: 18-19-20-22-23  
MDT C. Thie, Germany: 17  
RDT M. Bladen, UK: 13  
RDT L. Johnson, UK: 14  
MDT J.A. Pamplona, Spain: 15  
MDT L. Colella, Italy: 12  
MDT B. Marais, US: 11  
MDT E. Royzengurt, US: 29  
MDT P. Llobell, France: 6  
MDT R. De Paepe, Belgium: 25-27-32  
RDT S. Lusty, UK: 8  
MDT D. Galle, Belgium: 52  
GC Europe: 3-5-24-26-28-30-31-33-36-37-38-39-43-44-45-46-47-48-49-50-51



Dental collection themes addressed in this catalogue:

- 1-21 Natural opalescent effect of Base Opal paste
- 5 Copying nature, from classic or multi-chromatic to monolithic approaches
- 6 Natural opalescent effect in restoration
- 11 Gum reproduction in combination with GC Initial ceramic work
- 12 Jacket crown using the layering technique
- 13 Implant Bridge using red & white layering technique
- 14 Implant unit using layering technique
- 15 Implant Bridge using red & white layering technique
- 16 Single units using One Body technique
- 17 Telescopic bridgework using red & white layering technique
- 29 Individualisation of gingival tissue on removable denture

52



**GC EUROPE N.V.**

Head Office  
Researchpark  
Haasrode-Leuven 1240  
Interleuvenlaan 33  
B-3001 Leuven  
Tel. +32.16.74.10.00  
Fax. +32.16.40.48.32  
info.gce@gc.dental  
<https://europe.gc.dental>

**GC UNITED KINGDOM Ltd.**

Coopers Court Newport Pagnell  
Buckinghamshire MK16 8JS  
United Kingdom  
Tel. +44.1908.218.999  
Fax. +44.1908.218.900  
info.uk@gc.dental  
<https://europe.gc.dental/en-GB>

**GC**