

Ti-base abutment

GC Tech. Europe

Aadva Implant System



Since 1921
100 years of Quality in Dental



Single-unit prosthetic efficiency with Aadva Ti-base abutment


The Ti-base abutment range for Aadva implants is evolving, enabling you to manage your anterior & posterior single-unit restoration cases with even greater flexibility, offering a solution for aesthetic demanding cases.

Optimised emergence profile management

The original Aadva implant abutment connection and its optimised emergence profile allow an adequate reproduction of the aesthetic zone.

The Ti-base abutment emergence profile has a shape that mimicks the biological anatomy and corresponds exactly to the transgingival healing screw design.

Being available in 4 different sulcular heights (EPH 0.4 - 1.0 - 2.5 - 4.0 mm), they are designed to manage and support the soft tissues and to control the final prosthetic aesthetics.



1. Chimney design for restoration support (2 sizes - S,L)
2. Retention lock and site dependent platform width
3. Optimised nature-mimicking emergence profile design
4. Original Aadva implant connection

Strong retention of the restoration

Independent of your choice for a screw-retained or a cement-retained fixation, a circular flat seat and a cam will ensure - in addition to a reliable positioning - a good stability of your crowns on this titanium base.

Exact seating, passive fit and easy cementation procedures offer a reliable solution for durable results.

Site dependent restorative platform widths

Ti-base abutment for Narrow connection with base $\text{\O}4.5$ to handle hybrid restorations on small teeth (S-sized material block).

Ti-base abutment for Regular/Wide connection with choice of base $\text{\O}4.5$ & $\text{\O}6.5$ to handle larger-sized hybrid restorations (L-sized material block).



Multi-unit prosthetic efficiency with Aadvia Ti-base for SR abutments

With the SR Ti-base abutment range for Aadvia implants you can manage all your screw-retained bridge restorations with an even greater flexibility.

They offer a solution for aesthetic demanding cases and fit to the digital or conventional workflow.



Increased screw-retained solutions with maximum design flexibility

Maximum design flexibility

The variety of different types of SR abutments in combination with the SR Ti-base abutments offer a solution to aesthetic demanding screw-retained prosthetic bridge implant restorations.

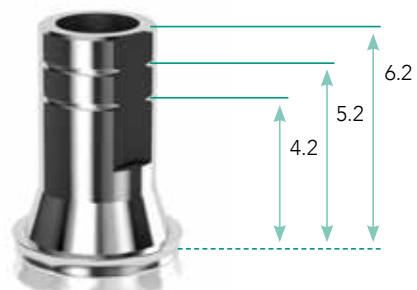
The fine design of the Ti-Base for SR and the nature-mimicking emergency profile of the SR abutments allow an adequate and secure reproduction of the aesthetic zone.

Strong retention of the restoration

The circular flat seat and optimized chimney design will ensure - in addition to a reliable positioning - a good stability of your crowns on this titanium base. Exact seating, passive fit and easy cementation procedures offer a reliable solution for durable results.

Adjustable height

The height of the SR Ti-Base can be adjusted by simply cutting the post at the marking line.



*The digital abutment library contains the 3 different post heights.

Adapted to the digital workflow

For design and production you can follow your preferred workflow or that of your dedicated prosthetic partner. The Aadva Ti-Base abutments are also compatible with major CAD systems.

Scanning



Design

Inlab
milling

Milling
Centre

Deliver

Finalisation Prosthetics



Courtesy of Dr. Michael Braian, Sweden

Manufacturing



Thanks to the Elos Accurate® Scan Body for Aadva, a precise recognition of the positioning of your implant is guaranteed.

To download the latest Elos Accurate® Library for Aadva , visit the GC TECH Europe GmbH website:

<https://www.gc.dental/gctech/en>

SMART solutions

The force absorbing hybrid ceramic CERASMART270 provides an optimal fit and mechanical properties and is very suitable for implant-supported crowns.

Initial LRF Block (leucite reinforced feldspathic ceramic) or Initial LiSi Press (lithium disilicate glass ceramic) are highly aesthetic ceramic materials that are indicated as well.

Initial Zirconia Disk (zirconium oxide) is a strong option that is also beneficial for the soft tissue healing.

G-CEM LinkForce (dual cure universal resin cement) or G-CEM ONE (self-adhesive resin cement) are durable options for the adhesive cementation of the components.



CERASMART270
Initial LRF
Initial LiSi Press
Initial Zr Disk

G-CEM ONE
G-CEM LinkForce

Initial Zr Disk
Initial LiSi Press



Download the luting app to select the correct cement and luting procedure.



Ti-Base Abutment implant level



Designation	P/N
Ti-base abutment Narrow EPH0.4 Ø4.5 (S)	810479
Ti-base abutment Narrow EPH1.0 Ø4.5 (S)	810480
Ti-base abutment Narrow EPH2.5 Ø4.5 (S)	810481
Ti-base abutment Narrow EPH4.0 Ø4.5 (S)	810482
Ti-base abutment Regular/Wide EPH0.4 Ø4.5 (L)	810483
Ti-base abutment Regular/Wide EPH1.0 Ø4.5 (L)	810484
Ti-base abutment Regular/Wide EPH2.5 Ø4.5 (L)	810485
Ti-base abutment Regular/Wide EPH4.0 Ø4.5 (L)	810486
Ti-base abutment Regular/Wide EPH1.0 Ø6.5 (L)	840487
Ti-base abutment Regular/Wide EPH2.5 Ø6.5 (L)	810488
Ti-base abutment Regular/Wide EPH4.0 Ø6.5 (L)	810489

Ti-Base for SR abutment




Designation	P/N
SR Ti-Base Ø3.8	810396
SR Ti-Base Ø4.8	810397
SR Ti-Base Ø6.0	810398



SR Ti-Base	Compatibility with SR Abutment
SR Ti-Base Ø3.8	SR Abutment Narrow Ø3.8 EPH 1.0
	SR Abutment Narrow Ø3.8 EPH 2.5
	SR Abutment Narrow Ø3.8 EPH 4.0
	SR Abutment Regular Ø3.8 EPH 1.0
	SR Abutment Regular Ø3.8 EPH 2.5
	SR Abutment Regular Ø3.8 EPH 4.0
SR Ti-Base Ø4.8	SR Abutment Regular Ø4.8 EPH 1.0
	SR Abutment Regular Ø4.8 EPH 2.5
	SR Abutment Regular Ø4.8 EPH 4.0
	SR Abutment 17° Narrow Ø4.8 EPH 1.0
	SR Abutment 17° Narrow Ø4.8 EPH 2.5
	SR Abutment 30° Narrow Ø4.8 EPH 1.0
	SR Abutment 30° Narrow Ø4.8 EPH 2.5
	SR Abutment 17° Regular/Wide Ø4.8 EPH 1.0
	SR Abutment 17° Regular/Wide Ø4.8 EPH 2.5
	SR Abutment 30° Regular/Wide Ø4.8 EPH 1.0
	SR Abutment 30° Regular/Wide Ø4.8 EPH 2.5
	SR Ti-Base Ø6.0
SR Abutment Wide Ø6.0 EPH 2.5	
SR Abutment Wide Ø6.0 EPH 4.0	

Important : The SR Ti-Base are not compatible with the «SR Abutment single-unit».



For more information please contact:

GC Tech.Europe GmbH

Harkortstr. 2
D-58339 Breckerfeld
Germany
Tel. +49 2338 801980
Fax +49 2338 801985
info@gctech.eu
<https://www.gc.dental/gctech/en>