

Catalog N°6

Buccal Tubes



Experts in Orthodontics
GC Orthodontics Europe GmbH
www.gcorthodontics.eu

Buccal Tubes

Tubes LEGEND LP (Low Profile)	119
EXPERIENCE Self-Ligating Buccal Tubes	121
LEGEND LE Tubes (Large Entrance)	123
AXCESS Tubes	124
Maxillary Single Tubes	127
Convertible.....	127
Non-Convertible.....	128
Maxillary Double Tubes.....	133
1 st Molar (convertible).....	133
No HG	133
With HG.....	134
Maxillary Triple Tubes 1 st Molar	139
Mandibular Single Tube 1 st Molar	142
Convertible.....	142
Single Tube Non-Convertible 2 nd Molar	144
Mandibular Double Tubes 1 st Molar	147
Convertible with Tube Bumper	147
Convertible.....	148
Non-Convertible.....	150
Bondable Lingual Attachments.....	151
Weldable Lingual Attachments	152



Tubes LEGEND LP (Low Profile)

Single Tube, Roth Type

Teeth	Torque	Angulation	R/L	P/N	
				.018"x.025"	.022"x.028"
Maxillary					
U6	-14°	14°	R	40-1160-0114	40-2160-0114
			L	40-1260-0114	40-2260-0114
U7	-14°	14°	R	40-1170-0114	40-2170-0114
			L	40-1270-0114	40-2270-0114
Mandibular					
L6	-25°	4°	R	40-1460-0114	40-2460-0114
			L	40-1360-0114	40-2360-0114
L7	-24°	6°	R	40-1470-0114	40-2470-0114
			L	40-1370-0114	40-2370-0114

Single Tube, LP ACO

Teeth	Torque	Offset	Angulation	R/L	P/N	
					.018"x.025"	.022"x.028"
Maxillary						
U6	-14°	10°	0°	R	—	40-2160-0106
				L	—	40-2260-0106
U7	-20°	10°	0°	R	40-1170-0120	40-2170-0120
				L	40-1270-0120	40-2270-0120
U7 (short length)	-20°	10°	0°	R	—	40-2170-0007
				L	—	40-2270-0007
Mandibular						
L6	-25°	0°	-1°	R	—	40-2460-0007
				L	—	40-2360-0007
L7	-20°	0°	0°	R	40-1470-0120	40-2470-0120
				L	40-1370-0120	40-2370-0120
L7 (short length)	-20°	0°	-1°	R	—	40-2470-0007
				L	—	40-2370-0007



Single Tube Type MBT*

Teeth	Torque	Angulation	R/L	P/N	
				.018"x.025"	.022"x.028"
Maxillary					
U 6	-14°	10°	R	40-1160-0106	40-2160-0106
			L	40-1260-0106	40-2260-0106
U 6	-14°	0°	R	40-1160-0107	40-2160-0107
			L	40-1260-0107	40-2260-0107
U 7	-14°	10°	R	40-1170-0106	40-2170-0106
			L	40-1270-0106	40-2270-0106
U 7	-14°	0°	R	40-1170-0107	40-2170-0107
			L	40-1270-0107	40-2270-0107
Mandibular					
L6	-20°	0°	R	40-1460-0106	40-2460-0106
			L	40-1360-0106	40-2360-0106
L7	-10°	0°	R	40-1470-0106	40-2470-0106
			L	40-1370-0106	40-2370-0106



Single Tube GET

Teeth	Torque	Angulation	R/L	P/N	
				.022"x.028"	
Maxillary					
U 6	-20°	10°D	R	40-2160-0510	
			L	40-2260-0510	
	-20°	0°	R	40-2160-0511	
			L	40-2260-0511	
U 7	-25°	6°D	R	40-2170-0510	
			L	40-2270-0510	
	-25°	0°	R	40-2170-0511	
			L	40-2270-0511	



EXPERIENCE Self-Ligating Buccal Tubes

Complementing EXPERIENCE appliances on first molars, this tube features all the benefits of EXPERIENCE brackets:

- Easy-to-open active clip from the buccal side that's easy-to-close by using just a fingertip
- Very large micro-sandblasted base that covers the entire buccal surface of the molar
- Low profile for increased patient comfort and no bond failure
- Available in type Roth and type MBT* prescriptions
- type MBT* is available in standard or small base (SB) size



Self-Ligating Single Tube Type Roth

Dimensions	Torque	Rotation	R/L	P/N	
				Bondable	Bondable SB
Maxillary					
.018"x.025"	-10°	14°D	R	20-1160-0010	—
			L	20-1260-0010	—
.022"x.028"	-10°	14°D	R	20-2160-0010	20-2160-S010
			L	20-2260-0010	20-2260-S010

Self-Ligating Single Tube Type MBT*

Dimensions	Torque	Rotation	R/L	P/N		P/N
				Bondable	Bondable SB	Weldable
Maxillary						
.018"x.025"	-14°	10°D	R	20-1160-0020	20-1160-S020	22-1160-0020
			L	20-1260-0020	20-1260-S020	22-1260-0020
.022"x.028"	-14°	10°D	R	20-2160-0020	20-2160-S020	22-2160-0020
			L	20-2260-0020	20-2260-S020	22-2260-0020

Self-Ligating Double Tube Extra Torque

Dimensions	Torque	Rotation	R/L	P/N
				Bondable
Maxillary				
.018"x.025"	-20°	20°	R	20-1160-0030
			L	20-1260-0030
.022"x.028"	-20°	20°	R	20-2160-0030
			L	20-2260-0030

EXPERIENCE Self-Ligating Buccal Tubes

Self-Ligating Single Tube Type Roth

Dimensions	Torque	Rotation	R/L	P/N	
				Bondable	Bondable SB
Mandibular					
.018"x.025"	-25°	4°D	R	20-1460-0010	—
			L	20-1360-0010	—
.022"x.028"	-25°	4°D	R	20-2460-0010	20-2460-S010
			L	20-2360-0010	20-2360-S010

Self-Ligating Single Tube Type MBT*

Dimensions	Torque	Rotation	R/L	P/N		P/N
				Bondable	Bondable SB	Weldable
Mandibular						
.018"x.025"	-20°	0°	R	20-1460-0020	20-1460-S020	22-1460-0020
			L	20-1360-0020	20-1360-S020	22-1360-0020
.022"x.028"	-20°	0°	R	20-2460-0020	20-2460-S020	22-2460-0020
			L	20-2360-0020	20-2360-S020	22-2360-0020

Self-Ligating Single Tube Extra Torque

Dimensions	Torque	Rotation	R/L	P/N	
				Bondable	
Mandibular					
.022"x.028"	-14°	4°	R	20-2460-0032	
			L	20-2360-0032	

Self-Ligating Double Tube Extra Torque

Dimensions	Torque	Rotation	R/L	P/N	
				Bondable	
Mandibular					
.018"x.025"	-10°	4°	R	20-1460-0030	
			L	20-1360-0030	
.022"x.028"	-10°	4°	R	20-2460-0030	
			L	20-2360-0030	



LEGEND LE Tubes (Large Entrance)

Second Molar Bondable

Non-convertible single tubes for second molars, the funnel entry of these tubes facilitates access to second molars and its anatomical base fits the teeth perfectly making positioning easy.



Type Roth non-convertible

Dimensions	Torque	Rotation	P/N	
			R	L
Maxillary				
.018"x.025"	-14°	14°D	40-1170-0099	40-1270-0099
.022"x.028"	-14°	14°D	40-2170-0099	40-2270-0099

Type Andrews non-convertible

Dimensions	Torque	Rotation	P/N	
			R	L
Maxillary				
.018"x.025"	-9°	7°D	40-1170-0100	40-1270-0100
.022"x.028"	-9°	7°D	40-2170-0100	40-2270-0100

Type Roth non-convertible

Dimensions	Torque	Rotation	P/N	
			R	L
Mandibular				
.018"x.025"	-30°	6°D	40-1470-0099	40-1370-0099
.022"x.028"	-30°	6°D	40-2470-0099	40-2370-0099

Type Andrews non-convertible

Dimensions	Torque	Rotation	P/N	
			R	L
Mandibular				
.018"x.025"	-25°	0°	40-1470-0100	40-1370-0100
.022"x.028"	-25°	0°	40-2470-0100	40-2370-0100

Type MBT* non-convertible

Dimensions	Torque	Rotation	P/N	
			R	L
Mandibular				
.018"x.025"	-10°	0°	40-1470-0101	40-1370-0101
.022"x.028"	-10°	0°	40-2470-0101	40-2370-0101

AXCESS Tubes



These entry point buccal tubes are manufactured in one-piece using MIM (Metal Injection Molded) technology. AXCESS tubes are available in bondable and weldable versions.

Double Non-Convertible HG .045" 1st Molar

Dimensions	Torque	Rotation	R/L	P/N	
				Weldable	Bondable
Maxillary					
.018"x.025"	-10°	6°D	R	41-1160-0023	
			L	41-1260-0023	
.018"x.025"	0°	6°D	R	41-1160-0024	
			L	41-1260-0024	
.022"x.028"	-10°	6°D	R	41-2160-0023	
			L	41-2260-0023	
.022"x.028"	0°	6°D	R	41-2160-0024	
			L	41-2260-0024	

Single Non-Convertible 1st Molar

Dimensions	Torque	Rotation	R/L	P/N	
				Weldable	Bondable
Maxillary					
.018"x.025"	-10°	6°D	R	—	40-1160-0025
			L	—	40-1260-0025
.018"x.025"	0°	6°D	R	41-1160-0026	40-1160-0026
			L	41-1260-0026	40-1260-0026
.022"x.028"	-10°	6°D	R	41-2160-0025	40-2160-0025
			L	41-2260-0025	40-2260-0025
.022"x.028"	0°	6°D	R	—	40-2160-0026
			L	—	40-2260-0026



Single Non-Convertible 2nd Molar

Dimensions	Torque	Rotation	R/L	P/N	
				Weldable	Bondable
Maxillary					
.018"x.025"	-10°	6°D	R	—	40-1170-0088
			L	—	40-1270-0088
.018"x.025"	0°	0°	R	—	40-1170-0090
			L	—	40-1270-0090
.018"x.025"	-10°	0°	R	—	40-1170-0091
			L	—	40-1270-0091
.018"x.025"	-10°	6°D	R	—	40-1170-0025
			L	—	40-1270-0025
.022"x.028"	-10°	6°D	R	41-2170-0025	40-2170-0025
			L	41-2270-0025	40-2270-0025
.022"x.028"	-10°	6°D	R	—	40-2170-0088
			L	—	40-2270-0088
.022"x.028"	0°	0°	R	—	40-2170-0090
			L	—	40-2270-0090
.022"x.028"	-10°	0°	R	—	40-2170-0091
			L	—	40-2270-0091

AXCESS Tubes

Single Non-Convertible 1st Molar

Dimensions	Torque	Rotation	R/L	P/N	
				Weldable	Bondable
Mandibular					
.022"x.028"	-25°	6°D	R	41-2460-0025	40-2460-0025
			L	41-2360-0025	40-2360-0025
.018"x.025"	-25°	6°D	R	41-1460-0025	40-1460-0025
			L	41-1360-0025	40-1360-0025
.022"x.028"	0°	6°D	R	41-2460-0026	40-2460-0026
			L	41-2360-0026	40-2360-0026
.018"x.025"	0°	6°D	R	41-1460-0026	40-1460-0026
			L	41-1360-0026	40-1360-0026

Single Non-Convertible 2nd Molar

Dimensions	Torque	Rotation	R/L	P/N	
				Weldable	Bondable
Mandibular					
.018"x.025"	-25°	6°D	R	—	40-1470-0025
			L	—	40-1370-0025
.018"x.025"	0°	0°	R	—	40-1470-0090
			L	—	40-1370-0090
.018"x.025"	-25°	0°	R	—	40-1470-0091
			L	—	40-1370-0091
.022"x.028"	-25°	6°D	R	41-2470-0025	40-2470-0025
			L	41-2370-0025	40-2370-0025
.022"x.028"	-25°	6°D	R	—	40-2470-0089
			L	—	40-2370-0089
.022"x.028"	0°	0°	R	—	40-2470-0090
			L	—	40-2370-0090
.022"x.028"	-25°	6°D	R	—	40-2470-0091
			L	—	40-2370-0091



Maxillary Single Tubes

Convertible



Dimensions	Torque	Rotation	Length mm	R/L	P/N	
					Weldable	Bondable
Type Roth, 1 st Molar						
.018" x .025"	-10°	14°D	4.0	R	41-1160-0012	40-1160-0012
				L	41-1260-0012	40-1260-0012
.018" x .025"	-14°	14°D	4.0	R	41-1160-0061	40-1160-0061
				L	41-1260-0061	40-1260-0061
.022" x .028"	-10°	14°D	4.0	R	41-2160-0012	40-2160-0012
				L	41-2260-0012	40-2260-0012
.022" x .028"	-14°	14°D	4.0	R	41-2160-0061	40-2160-0061
				L	41-2260-0061	40-2260-0061



Dimensions	Torque	Rotation	Length mm	R/L	P/N	
					Weldable	Bondable
Type MBT*, 1 st Molar						
.018" x .025"	-14°	10°D	3.8	R	41-1160-0022	40-1160-0022
				L	41-1260-0022	40-1260-0022
.018" x .025"	-14°	10°D	4.2	R	41-1160-0110	40-1160-0110
				L	41-1260-0110	40-1260-0110
.022" x .028"	-14°	10°D	3.8	R	41-2160-0022	40-2160-0022
				L	41-2260-0022	40-2260-0022
.022" x .028"	-14°	10°D	4.2	R	41-2160-0110	40-2160-0110
				L	41-2260-0110	40-2260-0110



Dimensions	Torque	Rotation	Length mm	R/L	P/N	
					Weldable	Bondable
Type Andrews, 1 st Molar						
.018" x .025"	-10°	7°D	3.6	R	41-1160-0034	40-1160-0034
				L	41-1260-0034	40-1260-0034
.022" x .028"	-10°	7°D	3.6	R	41-2160-0034	40-2160-0034
				L	41-2260-0034	40-2260-0034

Non-Convertible



Dimensions	Torque	Rotation	Length mm	R/L	P/N	
					Weldable	Bondable
GET, 1 st Molar						
.022" x .028"	-20°	10°D	4.0	R		40-2160-0510
				L		40-2260-0510
.022" x .028"	-20°	0°	4.0	R		40-2160-0511
				L		40-2260-0511
GET, 2 nd Molar						
.022" x .028"	-20°	0°	4.0	R		40-2170-0120
				L		40-2270-0120



Dimensions	Torque	Rotation	Length mm	R/L	P/N	
					Weldable	Bondable
Type Roth Distal Extension, 2 nd Molar						
.018" x .025"	-14°	14°D	4.0	R		40-1170-0013
				L		40-1270-0013
.022" x .028"	-14°	14°D	4.0	R		40-2170-0013
				L		40-2270-0013



Dimensions	Torque	Rotation	Length mm	R/L	P/N	
					Weldable	Bondable
Type Roth Distal Extension, 2 nd Molar						
.022" x .028"	-10°	14°D	3.0	R	41-2170-0039	40-2170-0039
				L	41-2270-0039	40-2270-0039



Dimensions	Torque	Rotation	Length mm	R/L	P/N	
					Weldable	Bondable
Type Roth, 2 nd Molar						
.018" x .025"	-14°	14°D	4.2	R	—	40-1170-0014
				L	—	40-1270-0014
.022" x .028"	-14°	14°D	4.2	R	41-2170-0014	40-2170-0014
				L	41-2270-0014	40-2270-0014



Dimensions	Torque	Rotation	Length mm	R/L	P/N	
					Weldable	Bondable
Type Roth, 2 nd Molar						
.018" x .025"	-14°	0°	4.0	R	—	40-1170-0063
				L	—	40-1270-0063
.022" x .028"	-14°	0°	4.0	R	41-2170-0063	40-2170-0063
				L	41-2270-0063	40-2270-0063



Dimensions	Torque	Rotation	Length mm	R/L	P/N	
					Weldable	Bondable
Type Roth, 2 nd Molar						
.018" x .025"	-14°	14°D	4.0	R	41-1170-0012	40-1170-0012
				L	41-1270-0012	40-1270-0012
.022" x .028"	-14°	14°D	4.0	R	41-2170-0012	40-2170-0012
				L	41-2270-0012	40-2270-0012



Dimensions	Torque	Rotation	Length mm	R/L	P/N	
					Weldable	Bondable
Extra Torque, 2 nd Molar						
.018" x .025"	-20°	20°D	4.0	R	41-1170-0032	40-1170-0032
				L	41-1270-0032	40-1270-0032
.022" x .028"	-20°	20°D	4.0	R	41-2170-0032	40-2170-0032
				L	41-2270-0032	40-2270-0032



Dimensions	Torque	Rotation	Length mm	R/L	P/N	
					Weldable	Bondable
Type MBT*, 2 nd Molar						
.018" x .025"	-14°	10°D	4.2	R	—	40-1170-0022
				L	—	40-1270-0022
.022" x .028"	-14°	10°D	4.2	R	41-2170-0022	40-2170-0022
				L	41-2270-0022	40-2270-0022





Dimensions	Torque	Rotation	Length mm	R/L	P/N	
					Weldable	
Type Alexander Distal Extension, 2 nd Molar						
.022" x .028"	-10°	7°D	4.0	R	41-2170-0075	
				L	41-2270-0075	



Dimensions	Torque	Rotation	Length mm	R/L	P/N	
					Weldable	Bondable
Type Andrews, 2 nd Molar						
.018" x .025"	-10°	7°D	4.0	R	41-1170-0034	40-1170-0034
				L	41-1270-0034	40-1270-0034
.022" x .028"	-10°	7°D	4.0	R	41-2170-0034	40-2170-0034
				L	41-2270-0034	40-2270-0034



Dimensions	Torque	Rotation	Length mm	R/L	P/N	
					Weldable	Bondable
Type Andrews, 2 nd Molar						
.018" x .025"	-10°	7°D	3.0	R	41-1170-0048	40-1170-0048
				L	41-1270-0048	40-1270-0048
.022" x .028"	-10°	7°D	3.0	R	41-2170-0048	40-2170-0048
				L	41-2270-0048	40-2270-0048



Dimensions	Torque	Rotation	Length mm	R/L	P/N	
					Bondable	
Type Andrews Wide Base, 2 nd Molar						
.018" x .025"	-10°	7°D	3.0	R	40-1170-0049	
				L	40-1270-0049	
.022" x .028"	-10°	7°D	3.0	R	40-2170-0049	
				L	40-2270-0049	



Dimensions	Torque	Rotation	Length mm	R/L	P/N	
					Weldable	Bondable
Type Andrews Wide Entry, 1 st Molar						
.022" x .028"	-10°	7°D	5.5	R	40-2160-0035	
				L	40-2260-0035	



Dimensions	Torque	Rotation	Length mm	R/L	P/N	
					Weldable	Bondable
Type Andrews Wide Entry, 2 nd Molar (Peucat)						
.018" x .025"	-10°	7°D	3.5	R	41-1170-0018	40-1170-0018
				L	41-1270-0018	40-1270-0018
.022" x .028"	-10°	7°D	3.5	R	41-2170-0018	40-2170-0018
				L	41-2270-0018	40-2270-0018



Dimensions	Torque	Rotation	Length mm	R/L	P/N	
					Weldable	Bondable
Type Planché, 2 nd Molar						
.022" x .028"	-20°	14°D	4.2	R	41-2170-0071	
				L	41-2270-0071	



Dimensions	Torque	Rotation	Length mm	R/L	P/N	
					Weldable	Bondable
Type Polar, 2 nd Molar						
.018" x .025"	-25°	6°D	4.0	R	40-1170-0029	
				L	40-1270-0029	



Dimensions	Torque	Rotation	Length mm	R/L	P/N	
					Without Hook	With Hook
Mini Eruption Tube, 2 nd Molar						
.018" x .025"	-10°	0°D	2.0	R	40-1170-0112	40-1170-0019
				L	40-1270-0112	40-1270-0019
.022" x .028"	-10°	0°D	2.0	R	40-2170-0112	40-2170-0019
				L	40-2270-0112	40-2270-0019



Maxillary Double Tubes

1st Molar (convertible)

No HG



Dimensions	Torque	Rotation Slot & Aux.	R/L	P/N	
				Weldable	Bondable
Type Roth Convertible					
.018"x.025" / .018"x.025"	-14°	14°D	R	41-1160-0011	40-1160-0011
			L	41-1260-0011	40-1260-0011
.022"x.028" / .018"x.025"	-14°	14°D	R	41-2160-0011	40-2160-0011
			L	41-2260-0011	40-2260-0011



Dimensions	Torque	Rotation Slot	R/L	P/N	
				Weldable	Bondable
Type Roth Convertible					
.018"x.025" / .018"x.025"	-14°	14°D	R	41-1160-0055	40-1160-0055
			L	41-1260-0055	40-1260-0055
.022"x.028" / .022"x.028"	-14°	14°D	R	41-2160-0055	40-2160-0055
			L	41-2260-0055	40-2260-0055



Dimensions	Torque	Rotation Slot	R/L	P/N	
				Weldable	Bondable
Type MBT* Convertible					
.018"x.025"	-14°	10°D	R	41-1160-0104	40-1160-0104
			L	41-1260-0104	40-1260-0104
.022"x.028"	-14°	10°D	R	41-2160-0104	40-2160-0104
			L	41-2260-0104	40-2260-0104



Dimensions	Torque	Rotation Slot	R/L	P/N	
				Weldable	Bondable
Type MBT* Convertible					
.018" x .025"	-14°	0°D	R	41-1160-0105	40-1160-0105
			L	41-1260-0105	40-1260-0105
.022" x .028"	-14°	0°D	R	41-2160-0105	40-2160-0105
			L	41-2260-0105	40-2260-0105



Dimensions	Torque	Rotation Slot	R/L	P/N	
				Weldable	Bondable
Extra Torque Convertible					
.018" x .025"	-20°	20°D	R	41-1160-0030	40-1160-0030
			L	41-1260-0030	40-1260-0030
.022" x .028"	-20°	20°D	R	41-2160-0030	40-2160-0030
			L	41-2260-0030	40-2260-0030



Dimensions	Torque	Rotation Slot	R/L	P/N	
				Bondable	
Extra Torque Convertible Large Base					
.022" x .028"	-20°	20°D	R	40-2160-0031	
			L	40-2260-0031	

With HG



Dimensions	Torque	Rotation Slot	Rotation HG	R/L	P/N	
					Weldable	
Type Roth Convertible - HG .045"/Gingival						
.018" x .025"	-14°	14°D	14°D	R	41-1160-0054	
				L	41-1260-0054	
.022" x .028"	-14°	14°D	14°D	R	41-2160-0054	
				L	41-2260-0054	



Dimensions	Torque	Rot. Slot	Rotation HG	R/L	P/N	
					Weldable	
Type MBT* Convertible - HG .045"/Occlusal						
.018"x.025"	-14°	10°D	0°	R	41-1160-0021	
				L	41-1260-0021	
.022"x.028"	-14°	10°D	0°	R	41-2160-0021	
				L	41-2260-0021	



Dimensions	Torque	Rot. Slot	Rotation HG	R/L	P/N	
					Weldable	Bondable
Type MBT* Convertible - HG .045"/Gingival						
.018"x.025"	-14°	10°D	10°D	R	—	40-1160-0020
				L	—	40-1260-0020
.022"x.028"	-14°	10°D	10°D	R	41-2160-0020	40-2160-0020
				L	41-2260-0020	40-2160-0020



Dimensions	Torque	Rot. Slot	Rotation HG	R/L	P/N	
					Weldable	
Type BiDimensional HG Convertible .051"/Occlusal						
.022"x.028"	0°	6°D	0°	R	41-2160-0080	
				L	41-2260-0080	
.022"x.028"	0°	6°	6°D	R	41-2160-0082	
				L	41-2260-0082	



Dimensions	Torque	Rot. Slot	Rotation HG	R/L	P/N	
					Weldable	
Type BiDimensional HG Convertible .051"/Occlusal						
.022"x.028"	0°	14°D	7°D	R	41-2160-0083	
				L	41-2260-0083	



Dimensions	Torque	Rotation Slot	Rotation HG	R/L	P/N	
					Weldable	
Type Alexander Convertible - HG .045"/Occlusal						
.018"x.025"	-10°	14°D	7°D	R	41-1160-0073	
				L	41-1260-0073	
.022"x.028"	-10°	14°D	7°D	R	41-2160-0073	
				L	41-2260-0073	



Dimensions	Torque	Rotation Slot	Rotation HG	R/L	P/N	
					Weldable	Bondable
Type Andrews Convertible - HG .045"/Occlusal						
.018"x.025"	-10°	7°	7°D	R	41-1160-0079	40-1160-0079
				L	41-1260-0079	40-1260-0079
.022"x.028"	-10°	7°	7°D	R	41-2160-0079	40-2160-0079
				L	41-2260-0079	40-2260-0079



Dimensions	Torque	Rotation Slot	Rotation HG	R/L	P/N	
					Weldable	
Type Andrews Convertible - HG .051"/Occlusal						
.022"x.028"	-10°	6°	0°	R	41-2160-0087	
				L	41-2260-0087	



Dimensions	Torque	Rotation Slot	Rotation HG	R/L	P/N	
					Weldable	
Type Andrews Convertible - HG .045"/Gingival						
.018"x.025"	-10°	7°D	7°D	R	41-1160-0033	
				L	41-1260-0033	
.022"x.028"	-10°	7°D	7°D	R	41-2160-0033	
				L	41-2260-0033	



Dimensions	Torque	Rotation Slot	Rotation HG	R/L	P/N Weldable
Type Andrews Non-Convertible - HG .045"/Occlusal					
.018"x.025"	-10°	6°D	0°	R	41-1160-0086
				L	41-1260-0086
.022"x.028"	-10°	6°D	0°	R	41-2160-0086
				L	41-2260-0086



Dimensions	Torque	Rotation Slot	Rotation HG	R/L	P/N Weldable
Edgewise Convertible - HG .045"/Occlusal					
.018"x.025"	0°	0°	0°	R	41-1160-0077
				L	41-1260-0077
.022"x.028"	0°	0°	0°	R	41-2160-0077
				L	41-2260-0077



Dimensions	Torque	Rotation Slot	Rotation HG	R/L	P/N Weldable
Edgewise Non-Convertible - HG .045"/Occlusal					
.018"x.025"	0°	0°	0°	R	41-1160-0084
				L	41-1260-0084
.022"x.028"	0°	0°	0°	R	41-2160-0084
				L	41-2260-0084



Dimensions	Torque	Rotation Slot	Rotation HG	R/L	P/N Weldable
Edgewise convertible - HG .045"/Occlusal					
.018"x.025"	0°	6°D	6°D	R	41-1160-0081
				L	41-1260-0081
.022"x.028"	0°	6°D	6°D	R	41-2160-0081
				L	41-2260-0081



Dimensions	Torque	Rotation Slot	Rotation HG	R/L	P/N Weldable
Edgewise Non-Convertible - HG .045"/Occlusal					
.022"x.028"	0°	6°D	0°	R	41-2160-0085
				L	41-2260-0085



Dimensions	Torque	Rotation Slot	Rotation HG	R/L	P/N Weldable
Type Planché Convertible - HG .045"/Gingival					
.022"x.028"	-14°	14°D	0°	R	41-2160-0070
				L	41-2260-0070



Maxillary Triple Tubes 1st Molar



Dimensions	Torque	Rotation Slot	Rotation HG	R/L	P/N Weldable
GET - HG .045"/Occlusal					
.022"x.028"	-20°	10°D	0°	R	41-2160-0500
				L	41-2260-0500
.022"x.028"	-20°	0°	0°	R	41-2160-0501
				L	41-2260-0501



Dimensions	Torque	Rotation Slot	Rotation HG	R/L	P/N Weldable
Type Roth Convertible - HG .045"/Occlusal					
.018"x.025"/ .018"x.025"	-14°	14°D	14°D	R	41-1160-0010
				L	41-1260-0010
.022"x.028"/ .018"x.025"	-14°	14°D	14°D	R	41-2160-0010
				L	41-2260-0010
Type Roth Convertible - HG .045"/Occlusal					
.022"x.028"/ .022"x.028"	-14°	14°D	14°D	R	41-2160-0050
				L	41-2260-0050



Dimensions	Torque	Rotation Slot	Rotation HG	R/L	P/N Weldable
Type Roth Convertible - HG .045"/Occlusal					
.018"x.025"	-14°	0°	0°	R	41-1160-0051
				L	41-1260-0051
.022"x.028"	-14°	0°	0°	R	41-2160-0051
				L	41-2260-0051



Dimensions	Torque	Rotation Slot	Rotation HG	R/L	P/N Weldable
Type Roth Convertible - HG .051"/Occlusal					
.022"x.028"	-14°	14°D	14°D	R	41-2160-0052
				L	41-2260-0052
.022"x.028"	-14°	0°	0°	R	41-2160-0053
				L	41-2260-0053



Dimensions	Torque	Rotation Slot	Rotation Slot & Aux.	R/L	P/N Weldable
Type MBT* Convertible - HG .045"/Occlusal					
.018"x.025"	-14°	10°	.018"x.025"	R	41-1160-0111
				L	41-1260-0111
.022"x.028"	-14°	10°	.018"x.025"	R	41-2160-0111
				L	41-2260-0111



Dimensions	Torque	Rotation Slot	Rotation HG	R/L	P/N Weldable
Type Bio-Progressive Convertible - HG .045"/Gingival					
.018"x.025"	0°	15°D	15°D	R	41-1160-0042
				L	41-1260-0042
.018"x.025"	0°	0°	0°	R	41-1160-0041
				L	41-1260-0041
.022"x.028"	0°	0°	0°	R	41-2160-0041
				L	41-2260-0041



Dimensions	Torque	Rotation Slot	Rotation HG	R/L	P/N Weldable
Type Bio-Progressive Non-Convertible - HG .045"/Occlusal					
.018"x.025"	0°	0°	0°	R	41-1160-0040
				L	41-1260-0040
.022"x.028"	0°	0°	0°	R	41-2160-0040
				L	41-2260-0040



Dimensions	Torque	Rotation Slot	Rotation HG	R/L	P/N Weldable
CType Cetlin Convertible - HG .045"/Occlusal					
.022"x.028"	-14°	14°D	7°R	R	41-2160-0036
				L	41-2260-0036



Dimensions	Torque	Rotation Slot	Rotation HG	R/L	P/N Weldable
Edgewise Convertible - HG .045"/Occlusal					
.018"x.025"	0°	6°D	0°	R	41-1160-0065
				L	41-1260-0065
.022"x.028"	0°	6°D	0°	R	41-2160-0065
				L	41-2260-0065



Dimensions	Torque	Rotation Slot	Rotation HG	R/L	P/N Weldable
Type Polar Convertible - HG .045"/Gingival					
.018"x.025"	-20°	10°D	0°	R	41-1160-0027
				L	41-1260-0027



Dimensions	Torque	Rotation Slot	Rotation HG	R/L	P/N Weldable
Type Hilgers Convertible - HG .045"/Occlusal					
.018"x.025"	-10°	15°D	0°	R	41-1160-0046
				L	41-1260-0046
.022"x.028"	-10°	15°D	0°	R	41-2160-0046
				L	41-2260-0046



Dimensions	Torque	Rotation Slot	Rotation HG	R/L	P/N Weldable
Type Melsen Convertible - HG .045"/Occlusal					
.018"x.025"	-10°	8°D	0°	R	41-1160-0068
				L	41-1260-0068
.022"x.028"	-10°	8°D	0°	R	41-2160-0068
				L	41-2260-0068

Mandibular Single Tube 1st Molar Convertible



Dimensions	Torque	Ang.	Rot.	Length mm	R/L	P/N	
						Weldable	Bondable
Type Roth							
.018"x.025"	-25°	0°	4°D	4.0	R	41-1460-0012	40-1460-0012
					L	41-1360-0012	40-1360-0012
.018"x.025"	-30°	0°	4°D	4.0	R	41-1460-0062	40-1460-0062
					L	41-1360-0062	40-1360-0062
.022"x.028"	-25°	0°	4°D	4.0	R	41-2460-0012	40-2460-0012
					L	41-2360-0012	40-2360-0012
.022"x.028"	-30°	0°	4°D	4.0	R	41-2460-0062	40-2460-0062
					L	41-2360-0062	40-2360-0062



Dimensions	Torque	Ang.	Rot.	Length mm	R/L	P/N	
						Weldable	Bondable
Type MBT*							
.018"x.025"	-20°	0°	0°	3.8	R	41-1460-0119	40-1460-0119
					L	41-1360-0119	40-1360-0119
.018"x.025"	-10°	0°	0°	4.0	R	41-1460-0076	40-1460-0076
					L	41-1360-0076	40-1360-0076
.022"x.028"	-20°	0°	0°	3.8	R	41-2460-0119	40-2460-0119
					L	41-2360-0119	40-2360-0119
.022"x.028"	-10°	0°	0°	4.0	R	41-2460-0076	40-2460-0076
					L	41-2360-0076	40-2360-0076



Dimensions	Torque	Ang.	Rot.	Length mm	R/L	P/N	
						Weldable	Bondable
Type Alexander							
.018"x.025"	-22°	-6°	5°D	3.8	R	41-1460-0074	—
					L	41-1360-0074	—
.022"x.028"	-22°	-6°	5°D	3.8	R	41-2460-0074	40-2460-0074
					L	41-2360-0074	40-2360-0074



Dimensions	Torque	Ang.	Rot.	Length mm	R/L	P/N	
						Weldable	Bondable
Type Andrews							
.018"x.025"	-25°	0°	0°	3.6	R	41-1460-0034	40-1460-0034
					L	41-1360-0034	40-1360-0034
.022"x.028"	-25°	0°	0°	3.6	R	41-2460-0034	40-2460-0034
					L	41-2360-0034	40-2360-0034



Dimensions	Torque	Ang.	Rot.	Length mm	R/L	P/N	
						Weldable	Bondable
Type Planché							
.022"x.028"	-22°	0°	6°D	4.0	R	41-2460-0071	
					L	41-2360-0071	
.022"x.028"	-25°	-6°	6°D	4.0	R	41-2460-0072	
					L	41-2360-0072	
.022"x.028"	-27°	-10°	5°D	4.0	R	41-2460-0108	
					L	41-2360-0108	



Dimensions	Torque	Ang.	Rot.	Length mm	R/L	P/N	
						Weldable	Bondable
Edgewise							
.022"x.028"	0°	0°	6°D	4.0	R	40-2460-0092	
					L	40-2360-0092	



Dimensions	Torque	Ang.	Rot.	Length mm	R/L	P/N	
						Weldable	Bondable
Edgewise							
.018"x.025"	0°	0°	0°	4.0	R	41-1460-0093	40-1460-0093
					L	41-1360-0093	40-1360-0093
.022"x.028"	0°	0°	0°	4.0	R	41-2460-0093	40-2460-0093
					L	41-2360-0093	40-2360-0093



Dimensions	Torque	Ang.	Rot.	Length mm	R/L	P/N	
						Weldable	Bondable
Type Polar							
.018"x.025"	-22°	0°	4°D	4.0	R	40-2460-0029	
					L	40-2360-0029	

Single Tube Non-Convertible 2nd Molar



Dimensions	Torque	Ang.	Rot.	Length mm	R/L	P/N	
						Weldable	Bondable
Type Roth							
.018"x.025"	-25°	0°	6°D	4.0	R	41-1470-0012	40-1470-0012
					L	41-1370-0012	40-1370-0012
.018"x.025"	-30°	-1°	4°D	4.0	R	41-1470-0064	40-1470-0064
					L	41-1370-0064	40-1370-0064
.022"x.028"	-25°	0°	6°D	4.0	R	41-2470-0012	40-2470-0012
					L	41-2370-0012	40-2370-0012
.022"x.028"	-30°	-1°	4°D	4.0	R	41-2470-0064	40-2470-0064
					L	41-2370-0064	40-2370-0064



Dimensions	Torque	Ang.	Rot.	Length mm	R/L	P/N	
						Weldable	Bondable
Type MBT*							
.018"x.025"	-10°	0°	0°	3.2	R	41-1470-0022	
					L	41-1370-0022	
.022"x.028"	-10°	0°	0°	3.2	R	41-2470-0022	
					L	41-2370-0022	



Dimensions	Torque	Ang.	Rot.	Length mm	R/L	P/N	
						Weldable	Bondable
Type Alexander							
.022"x.028"	-27°	-10°	6°D		R	40-2470-0074	
					L	40-2370-0074	



Dimensions	Torque	Ang.	Rot.	Length mm	R/L	P/N Bondable
Type Andrews						
.018"x.025"	-25°	0°	0°	4.0	R	40-1470-0034
					L	40-1370-0034
.018"x.025"	-25°	0°	4°D	3.0	R	40-1470-0049
					L	40-1370-0049
.022"x.028"	-25°	0°	0°	4.0	R	40-2470-0034
					L	40-2370-0034
.022"x.028"	-25°	0°	4°D	3.0	R	40-2470-0049
					L	40-2370-0049



Dimensions	Torque	Ang.	Rot.	Length mm	R/L	P/N	
						Weldable	Bondable
Type Andrews Wide Entry (Peucat)							
.018"x.025"	-25°	0°	4°D	3.5	R	41-1470-0018	40-1470-0018
					L	41-1370-0018	40-1370-0018
.022"x.028"	-25°	0°	4°D	3.5	R	41-2470-0018	40-2470-0018
					L	41-2370-0018	40-2370-0018



Dimensions	Torque	Ang.	Rot.	Length mm	R/L	P/N Bondable
Type Polar						
.018"x.025"	-25°	5°	7°D	4	R	40-1470-0029
					L	40-1370-0029



Dimensions	Torque	Ang.	Rot.	Length mm	R/L	P/N	
						Weldable	Bondable
Edgewise							
.018"x.025"	0°	0°	0°	4.6	R	—	40-1470-0094
					L	—	40-1370-0094
.018"x.025"	0°	0°	0°	4.0	R	41-1470-0095	40-1470-0095
					L	41-1370-0095	40-1370-0095
.018"x.025"	0°	0°	6°D	4.0	R	—	40-1470-0096
					L	—	40-1370-0096
.022"x.028"	0°	0°	0°	4.6	R	41-2470-0094	40-2470-0094
					L	41-2370-0094	40-2370-0094
.022"x.028"	0°	0°	0°	4.0	R	41-2470-0095	40-2470-0095
					L	41-2370-0095	40-2370-0095
.022"x.028"	0°	0°	6°D	4.0	R	41-2470-0096	40-2470-0096
					L	41-2370-0096	40-2370-0096



Dimensions	Torque	Ang.	Rot.	Length mm	R/L	P/N	
						Weldable	Bondable
Edgewise							
.018"x.025"	0°	0°	6°D	3.2	R	—	40-1470-0097
					L	—	40-1370-0097
.018"x.025"	0°	0°	0°	3.2	R	—	40-1470-0098
					L	—	40-1370-0098
.022"x.028"	0°	0°	6°D	3.2	R	41-2470-0097	40-2470-0097
					L	41-2370-0097	40-2370-0097
.022"x.028"	0°	0°	0°	3.2	R	41-2470-0098	40-2470-0098
					L	41-2370-0098	40-2370-0098



Dimensions	Torque	Ang.	Rot.	Length mm	R/L	P/N	
						Bondable	
Small							
.018"x.025"	-25°	0°	4°D	3.0	R	40-1470-0048	
					L	40-1370-0048	
.022"x.028"	-25°	0°	4°D	3.0	R	40-2470-0048	
					L	40-2370-0048	



Dimensions	Torque	Ang.	Rot.	Length mm	R/L	P/N	
						Without Hook	With Hook
Mini Eruption Tube for 2 nd Molar							
.018"x.025"	-25°	0°	0°	2.0	R	40-1470-0112	40-1470-0019
					L	40-1370-0112	40-1370-0019
.022"x.028"	-25°	0°	0°	2.0	R	40-2470-0112	40-2470-0019
					L	40-2370-0112	40-2370-0019

Mandibular Double Tubes 1st Molar Convertible with Tube Bumper



Dimensions	Torque Slot	Ang. Tube	Rot. Slot	Rot. Aux.	R/L	P/N
						Weldable
Type BiDimensional .051"/Gingival						
.022"x.028"	0°	0°	0°	0°	R	41-2460-0067
					L	41-2360-0067



Dimensions	Torque & Aux.	Ang. Tube	Rot. Slot	Rot. Aux.	R/L	P/N
						Weldable
Type Cetlin .045"/Gingival						
.018"x.025"	-25°	0°	4°D	5M	R	41-1460-0037
					L	41-1360-0037
.022"x.028"	-25°	0°	4°D	5M	R	41-2460-0037
					L	41-2360-0037

Convertible



Dimensions	Torque	Ang. Tube	Rot. Slot	Rot. Aux.	R/L	P/N	
						Weldable	Bondable
Type Roth							
.018"x.025"	-25°	0°	4°D	0°	R	41-1460-0011	40-1460-0011
					L	41-1360-0011	40-1360-0011
.022"x.028"	-25°	0°	4°D	0°	R	41-2460-0011	40-2460-0011
					L	41-2360-0011	40-2360-0011



Dimensions	Torque	Ang. Tube	Rot. Slot	Rot. Aux.	R/L	P/N	
						Weldable	Bondable
Type Roth Occlusal Hook							
.022"x.028"	-30°	-1°	4°D	0°	R	41-2460-0058	40-2460-0058
					L	41-2360-0058	40-2360-0058



Dimensions	Torque	Ang. Tube	Rot. Slot	Rot. Aux.	R/L	P/N	
						Weldable	Bondable
Type Roth Gingival Hook							
.018"x.025"	-30°	-1°	4°D	0°	R	41-1460-0060	—
					L	41-1360-0060	—
.022"x.028"	-30°	-1°	4°D	0°	R	41-2460-0060	40-2460-0060
					L	41-2360-0060	40-2360-0060



Dimensions	Torque	Ang. Tube	Rot. Slot	Rot. Aux.	R/L	P/N	
						Weldable	Bondable
Extra Torque							
.018"x.025"	-10°	0°	4°D	0°	R	41-1460-0070	—
					L	41-1360-0070	—
.022"x.028"	-10°	0°	4°D	0°	R	41-2460-0070	40-2460-0070
					L	41-2360-0070	40-2360-0070



Dimensions	Torque Slot & Aux.	Ang. Tube	Rot. Slot & Aux.	Rot. Aux.	R/L	P/N Bondable
Extra Torque Wide Base						
.018"x.025"	-10°	0°	4°D	0°	R	40-1460-0031
					L	40-1360-0031
.022"x.028"	-10°	0°	4°D	0°	R	40-2460-0031
					L	40-2360-0031



Dimensions	Torque Slot	Torque Aux.	Rot. Slot	Rot. Aux.	R/L	P/N Weldable	Bondable
Type Bio-Progressive							
.018"x.025"	0°	0°	0°	0°	UNI	41-1660-0045	40-1660-0045
.022"x.028"	0°	0°	0°	0°	UNI	41-2660-0045	40-2660-0045



Dimensions	Torque Slot	Torque Aux.	Rot. Slot	Rot. Aux.	R/L	P/N Weldable
Type Polar						
.018"x.025"	-25°	0°	4°D	0°	R	41-1460-0028
					L	41-1360-0028



Dimensions	Torque Slot	Torque Aux.	Rot. Slot	Rot. Aux.	R/L	P/N Weldable
Type Hilgers						
.018"x.025"	-27°	0°	12°D	0°	R	41-1460-0047
					L	41-1360-0047
.022"x.028"	-27°	0°	12°D	0°	R	41-2460-0047
					L	41-2360-0047



Dimensions	Torque Slot	Torque Aux.	Rot. Slot	Rot. Aux.	R/L	P/N	
						Weldable	
Type Melsen							
.018"x.025"	-27°	0°	8°D	0°	R	41-1460-0069	
					L	41-1360-0069	
.022"x.028"	-27°	0°	8°D	0°	R	41-2460-0069	
					L	41-2360-0069	



Dimensions	Torque Slot	Torque Aux.	Rot. Slot	Rot. Aux.	R/L	P/N	
						Weldable	
Type Bio-Progressive							
.022"x.028"	-20°	0°	10°	-5°	R	41-2460-0103	
					L	41-2360-0103	

Non-Convertible








Dimensions	Torque	Ang. tube	Rot. Slot	Rot. Aux.	R/L	P/N	
						Weldable	
Type Roth							
.022"x.028"	-30°	-1°	4°D	0°	R	41-2460-0059	
					L	41-2360-0059	
.022"x.028"	-30°	0°	4°D	0°	R	41-2460-0109	
					L	41-2360-0109	









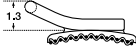


Dimensions	Torque Slot	Torque Aux.	Rot. Slot	Rot. Aux.	R/L	P/N	
						Weldable	Bondable
Type Bio-Progressive							
.018"x.025"	0°	0°	0°	0°	UNI	41-1660-0044	40-1660-0044
.022"x.028"	0°	0°	0°	0°	UNI	41-2660-0044	40-2660-0044






Bondable Lingual Attachments

Bondable Buttons			P/N
		Flat base	42-0020-0000
		Curved base	42-0010-0000
		Curved base Rhodium	42-0010-RH00


Bondable Cleats			P/N
		Flat base	42-0060-0000
		Curved base	42-0050-0000
		Eyelet	42-0070-0000


Surgical buttons			P/N
		Curved base	42-0030-0000
		Flat base	42-0040-0000


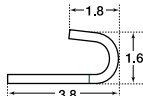

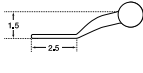
Gold Chain by 5			P/N
		Round base	42-3150-0000
		Rectangular base	42-3160-0000

Ceramic Button Freddy™			P/N
		Curved base	44-1010-0000





Weldable Lingual Attachments


Lingual Buttons		P/N
	Small Flat	43-0310-0000
	Medium Flat	43-0320-0000
	Medium curved	43-0300-0000

Cleat Lingual		P/N
	Small	43-0210-0000
	Medium	43-0220-0000
	Large	43-0230-0000
	Large Optional	43-0240-0000

Lingual Hooks		P/N
 	Molar	43-0390-0000
 	Ball	43-0380-0000



Lingual Sheets		P/N
	Standard	43-0250-0000
	Cetlin left 8° offset, V-Stop, Hook	43-027L-0000
	Cetlin right 8° offset, V-Stop, Hook	43-027R-0000
	With left Hook, V-Stop	43-028L-0000
	With right Hook, V-Stop	43-028R-0000
	Without V stop	43-0260-0000
	With rotation wings and stops, Upper left and lower right	43-042L-0000
	With rotation wings and stops, Upper right and lower left	43-042R-0000
	Curved Without V-Stops	43-0430-0000

Seating Lugs		P/N
	Flat	43-0340-0000
	Curved	43-0350-0000

