

# initial™ LiSi Press

Lithium Disilicate Redefined

## Natural beauty restored



# Brilliant at strength

## Discover Initial LiSi, the ceramic system that allies beauty and strength

Lithium disilicate is a glass ceramic successfully used in practice, and is known for its excellent combination of strength and aesthetics. At GC, we could further optimise these qualities thanks to the proprietary fabrication technology used in **Initial LiSi Press**, a high-strength lithium disilicate glass ceramic material.

For its development, GC can rely on more than 15 years of experience with the Initial all-ceramic range that is well-known among dental technicians. Combined with the layering ceramics GC Initial™ LiSi or GC Initial™ Lustre Pastes, it achieves impressive aesthetic results in all clinical situations.




Make your patient's  
smile last forever

# Lithium disilicate with HDM technology

## Impressive strength thanks to HDM technology

**GC Initial LiSi Press** is the first lithium disilicate ingot with HDM Technology (High Density Micronization). The lithium disilicate micro-crystals are equally dispersed within the glass matrix for a homogeneous fill and a higher crystal density.

This has resulted in an impressive flexural strength of no less than 508 MPa and an excellent polishability. Moreover, the fine structure will contribute to minimise the wear of the antagonist teeth.



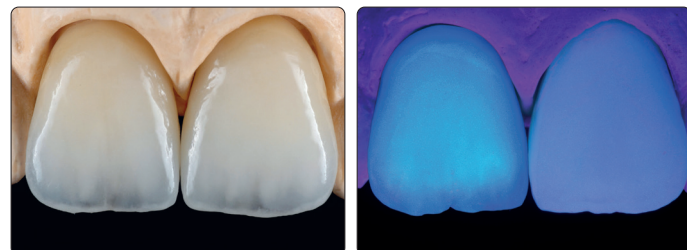
### Antagonist friendly:

Initial LiSi Press will induce less wear to the antagonist than the tested competitors  
Courtesy GC R&D data, Japan, 2016

## Bright and natural aesthetics in all circumstances

GC Initial LiSi ceramics has vibrant and warm colour tones with an excellent fluorescence, similar to natural teeth, for very lifelike restorations under any light sources, even in the evening.

The colour remains stable after multiple firings, making it possible to adapt the shade even after the first try-in. The stability of the material will also contribute to long-term aesthetic results.



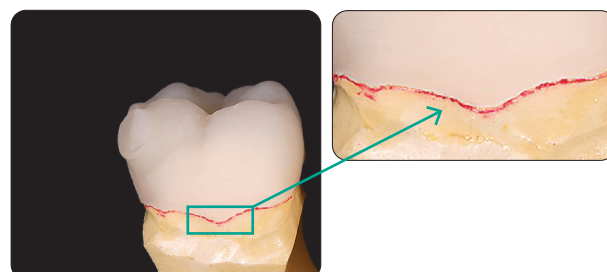
### Natural opalescence and fluorescence

Left tooth: Initial LiSi  
Right tooth: Standard lithium disilicate veneering ceramic  
Courtesy MDT M. Brusch, Germany

## Excellent marginal adaptation

Thanks to the homogeneous structure of the evenly dispersed micro crystals, **Initial LiSi** ceramics are less prone to marginal chipping.

The excellent marginal adaptation contributes to clinical longevity and long-lasting aesthetics.



### Excellent Marginal adaptation

Courtesy CDT A Hodges, USA

# High versatility: One ceramic for all indications

The impressive strength and excellent aesthetics make the material suitable for ultra-thin veneers as well as for single tooth restorations and small bridges, in both the anterior and posterior zone, on teeth and on implants.

Thanks to the four translucencies of **GC Initial LiSi Press**, beautiful results can be obtained, regardless of the thickness of the preparation and the colour of the abutment.



## From single restoration to multiple restorations on discolored substrates
















Single anterior restoration:  
Courtesy CDT Pedro Brito, Portugal; Dentist Dr Rodrigo Cavaco, Portugal



The use of LiSi Press Medium Opacity is an excellent option in this case to mask the heavy tetracycline discolourations:  
Courtesy MDT D. Watzki, France; Dentist Dr O. Etienne, France

# 4 translucencies to beautifully match all your indications

	Indications	Veneers	Inlays/Onlays	Crowns /Bridge
<b>High Translucency (HT) - Enamel replacement</b> 				
<b>Medium Translucency (MT)</b> 				
<b>Low Translucency (LT)</b> 				
<b>Low Translucency (LT) - One Body Concept (LT-IQ)</b> 				
<b>Medium Opacity (MO)</b> 				

## From anterior veneers to posterior crowns



Anterior restorations:  
 Courtesy CDT Jasper Dekesel, Belgium; Dentist Elisabeth De Maesschalck, Belgium



Posterior restorations:  
 Courtesy CDT Simone Maffei, Italy; Dentist Dr Francesco Romagnoli, Italy

# Clear and simple luting protocol

Lithium disilicate restorations can be adhesively or conventionally luted, depending on the indication and the practitioner's preferences. The GC Luting Guide will assist you in selecting the best alternatives for each indication.

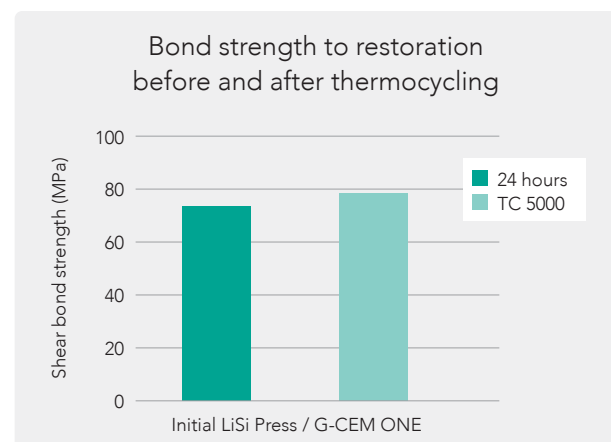


Download the GC Luting Guide



Indications		Dual-cure adhesive resin <b>G-CEM LinkForce</b>	Self-adhesive resin <b>G-CEM ONE</b>	Light-cure adhesive resin <b>G-CEM Veneer</b>
Veneers			 With Adhesive Enhancing Primer	 <2mm
Inlays/Onlays			 With Adhesive Enhancing Primer	 <2mm
Crowns				
Bridge				

## Strong & durable bond strength for all indications



Source: GC R&D data, Japan, 2021

# GC Initial LiSi brilliantly strong and beautiful

- Ultra fine and dense structure thanks to HDM technology bringing:

- High strength for long-lasting restorations
- Low abrasion of the antagonist
- Excellent marginal integrity even in thin margins
- Excellent polishability for easy occlusal adjustments at chairside



- Beautiful aesthetics:

- rich, warm and bright colors in four different translucencies, adapting to any substrate

- Extremely versatile, wide range of indications

- A natural smile, for all your patients, thanks to GC Initial LiSi.



Courtesy MDT B. Marais, USA

## Why not start tomorrow?

There's a good chance your dental technician is already familiar with the many benefits of GC Initial LiSi. He can create a new natural smile for your patients, with Initial LiSi ceramics. Do not hesitate to contact him for further information.



---

*initial*<sup>TM</sup> LiSi Press



---

**GC ASIA DENTAL PTE LTD**

5 Tampines Central 1,  
Tampines Plaza 2, #06-01  
Singapore 529541  
Tel. +65 6546 7588  
gcasia@gc.dental  
<https://sea.gcasiadental.com>